

EN



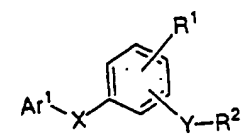
PCT

WORLD INTELLECTUAL PROPERTY ORGANIZATION
International Bureau

INTERNATIONAL APPLICATION PUBLISHED UNDER THE PATENT COOPERATION TREATY (PCT)

<p>(51) International Patent Classification ⁶ : C07D 213/65, A61K 31/435, C07D 239/34, 213/643, 233/70, 413/12</p>	<p>A1</p>	<p>(11) International Publication Number: WO 99/38845 (43) International Publication Date: 5 August 1999 (05.08.99)</p>
<p>(21) International Application Number: PCT/US99/01147 (22) International Filing Date: 20 January 1999 (20.01.99) (30) Priority Data: 60/073,042 29 January 1998 (29.01.98) US (71) Applicant: TULARIK INC. [US/US]; Two Corporate Drive, South San Francisco, CA 94080 (US). (72) Inventors: DE LA BROUSE-ELWOOD, Fabienne; Tularik Inc., Two Corporate Drive, South San Francisco, CA 94080 (US). JAEN, Juan, C.; Tularik Inc., Two Corporate Drive, South San Francisco, CA 94080 (US). MCGEE, Lawrence, R.; Tularik Inc., Two Corporate Drive, South San Francisco, CA 94080 (US). MIAO, Shi-Chang; Tularik Inc., Two Corporate Drive, South San Francisco, CA 94080 (US). RUBENSTEIN, Steven, Marc; Tularik Inc., Two Corporate Drive, South San Francisco, CA 94080 (US). CHEN, Jin-Long; Tularik Inc., Two Corporate Drive, South San Francisco, CA 94080 (US). CUSHING, Timothy, D.; Tularik Inc., Two Corporate Drive, South San Francisco, CA 94080 (US). FLYGARE, John, A.; Tularik Inc., Two Corporate Drive, South San Francisco, CA 94080 (US). HOUZE, Jonathan, B.; Tularik Inc., Two Corporate Drive,</p>	<p>South San Francisco, CA 94080 (US). KEARNEY, Patrick, C.; 120 Chenery Street, San Francisco, CA 94131 (US). (74) Agent: KEZER, William, B.; Tularik Inc., Two Corporate Drive, South San Francisco, CA 94080 (US). (81) Designated States: AL, AM, AT, AU, AZ, BA, BB, BG, BR, BY, CA, CH, CN, CU, CZ, DE, DK, EE, ES, FI, GB, GD, GE, GH, GM, HR, HU, ID, IL, IN, IS, JP, KE, KG, KP, KR, KZ, LC, LK, LR, LS, LT, LU, LV, MD, MG, MK, MN, MW, MX, NO, NZ, PL, PT, RO, RU, SD, SE, SG, SI, SK, SL, TJ, TM, TR, TT, UA, UG, UZ, VN, YU, ZW, ARIPO patent (GH, GM, KE, LS, MW, SD, SZ, UG, ZW), Eurasian patent (AM, AZ, BY, KG, KZ, MD, RU, TJ, TM), European patent (AT, BE, CH, CY, DE, DK, ES, FI, FR, GB, GR, IE, IT, LU, MC, NL, PT, SE), OAPI patent (BF, BJ, CF, CG, CI, CM, GA, GN, GW, ML, MR, NE, SN, TD, TG). Published <i>With international search report.</i></p>	

(54) Title: PPAR-GAMMA MODULATORS



(57) Abstract

Modulators of PPAR γ activity are provided having formula (I): in which the symbol Ar represents an aryl group; the letter X represents a divalent linkage selected from the group consisting of =C₁-C₆alkylene, -(C₁-C₆)alkylenoxy, -O-, -C(O)-, -N(R¹¹)-, -N(R¹¹)C(O)-, -S(O)_k- and a single bond, in which R¹¹ is a member selected from the group consisting of hydrogen, alkyl, heteroalkyl, and arylalkyl and the subscript k is an integer of from 0 to 2. The letter Y, in formula (I) represents a divalent linkage selected from the group consisting of alkylene, -O-, -C(O)-, -N(R¹²)-S(O)_m-, -N(R¹³)-S(O)_m-N(R¹³)-, -N(R¹²)C(O)-, -S(O)_n-, a single bond, and combinations thereof in which R¹² and R¹³ are members independently selected from the group consisting of hydrogen, alkyl, heteroalkyl and arylalkyl; and the subscripts m and n independently integers of from 0 to 2. The symbol R¹ represents a member selected from the group consisting of hydrogen, alkyl, heteroalkyl, aryl, arylalkyl, -CO₂R¹⁴, -CO(R)¹⁴, -C(O)NR¹⁵R¹⁶, -S(O)_p-R¹⁴, -S(O)_q-NR¹⁵R¹⁶, -O-C(O)-OR¹⁷, -O-C(O)-R¹⁷, -O-C(O)-NR¹⁵R¹⁶, -N(R¹⁴)-C(O)-NR¹⁵R¹⁶, -N(R¹⁴)-C(O)-R¹⁷ and -N(R¹⁴)-C(O)-OR¹⁷, in which R¹⁴ is a member selected from the group consisting of hydrogen, alkyl, heteroalkyl, aryl and arylalkyl, and R¹⁵ and R¹⁶ are members independently selected from the group consisting of hydrogen, alkyl, heteroalkyl, aryl and arylalkyl, or taken together with the nitrogen to which each is attached from a 5-, 6- or 7-membered ring. The symbol R¹⁷ represents a member selected from the group consisting of alkyl, heteroalkyl, aryl and arylalkyl. Additionally, for the R¹ groups described above, the subscript p is an integer of from 0 to 3, and the subscript q is an integer of from 1 to 2. The symbol R² represents a member selected from the group consisting of alkyl, heteroalkyl, aryl and arylalkyl. In another aspect, the present invention provides compounds of formula (I), as well as pharmaceutical compositions containing the compounds described above for the treatment of conditions such as type II diabetes and obesity.

FOR THE PURPOSES OF INFORMATION ONLY

Codes used to identify States party to the PCT on the front pages of pamphlets publishing international applications under the PCT.

AL	Albania	ES	Spain	LS	Lesotho	SI	Slovenia
AM	Armenia	FI	Finland	LT	Lithuania	SK	Slovakia
AT	Austria	FR	France	LU	Luxembourg	SN	Senegal
AU	Australia	GA	Gabon	LV	Larvia	SZ	Swaziland
AZ	Azerbaijan	GB	United Kingdom	MC	Monaco	TD	Chad
BA	Bosnia and Herzegovina	GE	Georgia	MD	Republic of Moldova	TG	Togo
BB	Barbados	GH	Ghana	MG	Madagascar	TJ	Tajikistan
BE	Belgium	GN	Guinea	MK	The former Yugoslav Republic of Macedonia	TM	Turkmenistan
BF	Burkina Faso	GR	Greece			TR	Turkey
BG	Bulgaria	HU	Hungary	ML	Mali	TT	Trinidad and Tobago
BJ	Benin	IE	Ireland	MN	Mongolia	UA	Ukraine
BR	Brazil	IL	Israel	MR	Mauritania	UG	Uganda
BY	Belarus	IS	Iceland	MW	Malawi	US	United States of America
CA	Canada	IT	Italy	MX	Mexico	UZ	Uzbekistan
CF	Central African Republic	JP	Japan	NE	Niger	VN	Viet Nam
CG	Congo	KE	Kenya	NL	Netherlands	YU	Yugoslavia
CH	Switzerland	KG	Kyrgyzstan	NO	Norway	ZW	Zimbabwe
CI	Côte d'Ivoire	KP	Democratic People's Republic of Korea	NZ	New Zealand		
CM	Cameroon		Republic of Korea	PL	Poland		
CN	China	KR	Republic of Korea	PT	Portugal		
CU	Cuba	KZ	Kazakstan	RO	Romania		
CZ	Czech Republic	LC	Saint Lucia	RU	Russian Federation		
DE	Germany	LI	Liechtenstein	SD	Sudan		
DK	Denmark	LK	Sri Lanka	SE	Sweden		
EE	Estonia	LR	Liberia	SG	Singapore		

PPAR-GAMMA MODULATORS***CROSS-REFERENCE TO RELATED APPLICATION***

This application is a continuing application of USSN 60/073,042, filed January
5 29, 1998, the disclosure of which is incorporated herein by reference in its entirety.

STATEMENT REGARDING FEDERALLY SPONSORED RESEARCH

The invention described herein was not made with the aid of any federally
sponsored grants.

FIELD OF THE INVENTION

10 The present invention relates to compounds that modulate the PPAR γ receptor
and are useful in the diagnosis and treatment of type II diabetes (and complications thereof) and
inflammatory disorders.

BACKGROUND OF THE INVENTION

15 The peroxisome proliferator-activated receptors (PPARs) are transducer proteins
belonging to the steroid/thyroid/retinoid receptor superfamily. The PPARs were originally
identified as orphan receptors, without known ligands, but were named for their ability to
mediate the pleiotropic effects of fatty acid peroxisome proliferators. These receptors function
as ligand-regulated transcription factors that control the expression of target genes by binding to
their responsive DNA sequence as heterodimers with RXR. The target genes encode enzymes
20 involved in lipid metabolism and differentiation of adipocytes. Accordingly, the discovery of
transcription factors involved in controlling lipid metabolism has provided insight into
regulation of energy homeostasis in vertebrates, and further provided targets for the
development of therapeutic agents for disorders such as obesity, diabetes and dyslipidemia.

25 PPAR γ is one member of the nuclear receptor superfamily of ligand-activated
transcription factors and has been shown to be expressed in an adipose tissue-specific manner.
Its expression is induced early during the course of differentiation of several preadipocyte cell
lines. Additional research has now demonstrated that PPAR γ plays a pivotal role in the
adipogenic signaling cascade. PPAR γ also regulates the ob/leptin gene which is involved in

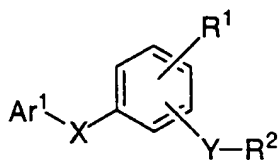
regulating energy homeostasis, and adipocyte differentiation which has been shown to be a critical step to be targeted for anti-obesity and diabetic conditions.

In an effort to understand the role of PPAR γ in adipocyte differentiation, several investigators have focused on the identification of PPAR γ activators. One class of compounds, the thiazolidinediones, which were known to have adipogenic effects on preadipocyte and mesenchymal stem cells *in vitro*, and antidiabetic effects in animal models of non-insulin-dependent diabetes mellitus (NIDDM) were also demonstrated to be PPAR γ -selective ligands. More recently, compounds that selectively activate murine PPAR γ were shown to possess *in vivo* antidiabetic activity in mice.

Despite the advances made with the thiazolidinedione class of antidiabetes agents, unacceptable side effects have limited their clinical use. Accordingly, there remains a need for potent, selective activators of PPAR γ which will be useful for the treatment of NIDDM and other disorders related to lipid metabolism and energy homeostasis. Still further, compounds that block PPAR γ activity would be useful for interfering with the maturation of preadipocytes into adipocytes and thus would be useful for the treatment of obesity and related disorders associated with undesirable adipocyte maturation. Surprisingly, the present invention provides compounds that are useful as activators as well as antagonists of PPAR γ activity and compositions containing them, along with methods for their use.

BRIEF SUMMARY OF THE INVENTION

In one aspect, the present invention provides methods of modulating conditions which are mediated by PPAR γ . The methods typically involve contacting the host with a PPAR γ -modulating amount of a compound having the formula:



in which the symbol Ar¹ represents an aryl group; the letter X represents a divalent linkage selected from the group consisting of -(C₁-C₆)alkylene, -(C₁-C₆)alkylenoxy, -O-, -C(O)-, -N(R¹¹)-, -N(R¹¹)C(O)-, -S(O)_k- and a single bond, in which R¹¹ is a member selected from the group consisting of hydrogen, alkyl, heteroalkyl and arylalkyl and the subscript k is an integer of from 0 to 2. The letter Y, in the above formula represents a divalent linkage selected from the group consisting of alkylene, -O-, -C(O)-, -N(R¹²)-S(O)_m-, -N(R¹²)-S(O)_m-N(R¹³)-, -N(R¹²)C(O)-, -S(O)_a-, a single bond, and combinations thereof in which R¹² and R¹³ are

members independently selected from the group consisting of hydrogen, alkyl, heteroalkyl and arylalkyl; and the subscripts m and n are independently integers of from 0 to 2.

The symbol R¹ represents a member selected from the group consisting of hydrogen, alkyl, heteroalkyl, aryl, arylalkyl, -CO₂R¹⁴, -C(O)R¹⁴, -C(O)NR¹⁵R¹⁶, -S(O)_p-R¹⁴,
5 -S(O)_q-NR¹⁵R¹⁶, -O-C(O)-OR¹⁷, -O-C(O)-R¹⁷, -O-C(O)-NR¹⁵R¹⁶, -N(R¹⁴)-C(O)-NR¹⁵R¹⁶,
-N(R¹⁴)-C(O)-R¹⁷ and -N(R¹⁴)-C(O)-OR¹⁷, in which R¹⁴ is a member selected from the group consisting of hydrogen, alkyl, heteroalkyl, aryl and arylalkyl, and R¹⁵ and R¹⁶ are members independently selected from the group consisting of hydrogen, alkyl, heteroalkyl, aryl, and arylalkyl, or taken together with the nitrogen to which each is attached form a 5-, 6- or
10 7-membered ring. The symbol R¹⁷ represents a member selected from the group consisting of alkyl, heteroalkyl, aryl and arylalkyl. Additionally, for the R¹ groups described above, the subscript p is an integer of from 0 to 3, and the subscript q is an integer of from 1 to 2.

The symbol R² represents a member selected from the group consisting of alkyl, heteroalkyl, aryl and arylalkyl.

15 In another aspect, the present invention provides compounds of the formula above, as well as pharmaceutical compositions containing the compounds described above.

BRIEF DESCRIPTION OF THE DRAWINGS

Figures 1-4 provide structures for a variety of compounds of the present invention.

20 DETAILED DESCRIPTION OF THE INVENTION

Abbreviations and Definitions:

The following abbreviations are used herein: PPAR γ : peroxisome proliferator-activated receptor γ ; NIDDM: non-insulin-dependent diabetes mellitus; Et₃N: triethylamine; MeOH: methanol; and DMSO: dimethylsulfoxide.

25 The term "alkyl," by itself or as part of another substituent, means, unless otherwise stated, a straight or branched chain, or cyclic hydrocarbon radical, or combination thereof, which may be fully saturated, mono- or polyunsaturated and can include di- and multi-valent radicals, having the number of carbon atoms designated (*i.e.* C₁-C₁₀ means one to ten carbons). Examples of saturated hydrocarbon radicals include groups such as methyl, ethyl, n-propyl, isopropyl, n-butyl, t-butyl, isobutyl, sec-butyl, cyclohexyl, (cyclohexyl)methyl,
30

cyclopropylmethyl, homologs and isomers of, for example, n-pentyl, n-hexyl, n-heptyl, n-octyl, and the like. An unsaturated alkyl group is one having one or more double bonds or triple bonds. Examples of unsaturated alkyl groups include vinyl, 2-propenyl, crotyl, 2-isopentenyl, 2-(butadienyl), 2,4-pentadienyl, 3-(1,4-pentadienyl), ethynyl, 1- and 3-propynyl, 3-butyryl, and the higher homologs and isomers. The term "alkyl," unless otherwise noted, is also meant to include those derivatives of alkyl defined in more detail below as "heteroalkyl," "cycloalkyl" and "alkylene." The term "alkylene" by itself or as part of another substituent means a divalent radical derived from an alkane, as exemplified by $-\text{CH}_2\text{CH}_2\text{CH}_2\text{CH}_2-$. Typically, an alkyl group will have from 1 to 24 carbon atoms, with those groups having 10 or fewer carbon atoms being preferred in the present invention. A "lower alkyl" or "lower alkylene" is a shorter chain alkyl or alkylene group, generally having eight or fewer carbon atoms.

The term "heteroalkyl," by itself or in combination with another term, means, unless otherwise stated, a stable straight or branched chain, or cyclic hydrocarbon radical, or combinations thereof, consisting of the stated number of carbon atoms and from one to three heteroatoms selected from the group consisting of O, N, Si and S, and wherein the nitrogen and sulfur atoms may optionally be oxidized and the nitrogen heteroatom may optionally be quaternized. The heteroatom(s) O, N and S may be placed at any interior position of the heteroalkyl group. The heteroatom Si may be placed at any position of the heteroalkyl group, including the position at which the alkyl group is attached to the remainder of the molecule. Examples include $-\text{CH}_2-\text{CH}_2-\text{O}-\text{CH}_3$, $-\text{CH}_2-\text{CH}_2-\text{NH}-\text{CH}_3$, $-\text{CH}_2-\text{CH}_2-\text{N}(\text{CH}_3)-\text{CH}_3$, $-\text{CH}_2-\text{S}-\text{CH}_2-\text{CH}_3$, $-\text{CH}_2-\text{CH}_2-\text{S}(\text{O})-\text{CH}_3$, $-\text{CH}_2-\text{CH}_2-\text{S}(\text{O})_2-\text{CH}_3$, $-\text{CH}=\text{CH}-\text{O}-\text{CH}_3$, $-\text{Si}(\text{CH}_3)_3$, $-\text{CH}_2-\text{CH}=\text{N}-\text{OCH}_3$, and $-\text{CH}=\text{CH}-\text{N}(\text{CH}_3)-\text{CH}_3$. Up to two heteroatoms may be consecutive, such as, for example, $-\text{CH}_2-\text{NH}-\text{OCH}_3$ and $-\text{CH}_2-\text{O}-\text{Si}(\text{CH}_3)_3$. Also included in the term "heteroalkyl" are those radicals described in more detail below as "heteroalkylene" and "heterocycloalkyl." The term "heteroalkylene" by itself or as part of another substituent means a divalent radical derived from heteroalkyl, as exemplified by $-\text{CH}_2-\text{CH}_2-\text{S}-\text{CH}_2\text{CH}_2-$ and $-\text{CH}_2-\text{S}-\text{CH}_2-\text{CH}_2-\text{NH}-\text{CH}_2-$. For heteroalkylene groups, heteroatoms can also occupy either or both of the chain termini. Still further, for alkylene and heteroalkylene linking groups, no orientation of the linking group is implied.

The terms "cycloalkyl" and "heterocycloalkyl", by themselves or in combination with other terms, represent, unless otherwise stated, cyclic versions of "alkyl" and "heteroalkyl", respectively. Additionally, for heterocycloalkyl, a heteroatom can occupy the position at which the heterocycle is attached to the remainder of the molecule. Examples of cycloalkyl include cyclopentyl, cyclohexyl, 1-cyclohexenyl, 3-cyclohexenyl, cycloheptyl, and the like. Examples of heterocycloalkyl include 1-(1,2,5,6-tetrahydropyridyl), 1-piperidinyl, 2-piperidinyl, 3-piperidinyl, 4-morpholinyl, 3-morpholinyl, tetrahydrofuran-2-yl, tetrahydrofuran-3-yl, tetrahydrothien-2-yl, tetrahydrothien-3-yl, 1-piperazinyl, 2-piperazinyl, and the like.

The terms "halo" or "halogen," by themselves or as part of another substituent, mean, unless otherwise stated, a fluorine, chlorine, bromine, or iodine atom. Additionally, terms such as "fluoroalkyl," are meant to include monofluoroalkyl and polyfluoroalkyl.

The term "aryl," employed alone or in combination with other terms (*e.g.*,
 5 aryloxy, arylthioxy, arylalkyl) means, unless otherwise stated, an aromatic substituent which can be a single ring or multiple rings (up to three rings) which are fused together or linked covalently. The rings may each contain from zero to four heteroatoms selected from N, O, and S, wherein the nitrogen and sulfur atoms are optionally oxidized, and the nitrogen atom(s) are optionally
 10 quaternized. The aryl groups that contain heteroatoms may be referred to as "heteroaryl" and can be attached to the remainder of the molecule through a heteroatom. Non-limiting examples of aryl groups include phenyl, 1-naphthyl, 2-naphthyl, 4-biphenyl, 1-pyrrolyl, 2-pyrrolyl, 3-pyrrolyl, 3-pyrazolyl, 2-imidazolyl, 4-imidazolyl, pyrazinyl, 2-oxazolyl, 4-oxazolyl, 2-phenyl-4-oxazolyl, 5-oxazolyl, 3-isoxazolyl, 4-isoxazolyl, 5-isoxazolyl, 2-thiazolyl, 4-thiazolyl, 5-thiazolyl, 2-furyl, 3-furyl, 2-thienyl, 3-thienyl, 2-pyridyl, 3-pyridyl, 4-pyridyl, 2-pyrimidyl, 4-pyrimidyl, 5-
 15 benzothiazolyl, purinyl, 2-benzimidazolyl, 5-indolyl, 1-isoquinolyl, 5-isoquinolyl, 2-quinoxaliny, 5-quinoxaliny, 3-quinolyl, and 6-quinolyl. Substituents for each of the above noted aryl ring systems are selected from the group of acceptable substituents described below.

The term "arylalkyl" is meant to include those radicals in which an aryl group is attached to an alkyl group (*e.g.*, benzyl, phenethyl, pyridylmethyl and the like) or a heteroalkyl group (*e.g.*, phenoxyethyl, 2-pyridyloxymethyl, 3-(1-naphthyloxy)propyl, and the like).
 20

Each of the above terms (*e.g.*, "alkyl," "heteroalkyl" and "aryl") are meant to include both substituted and unsubstituted forms of the indicated radical. Preferred substituents for each type of radical are provided below.

Substituents for the alkyl and heteroalkyl radicals (including those groups often
 25 referred to as alkylene, alkenyl, heteroalkylene, heteroalkenyl, alkynyl, cycloalkyl, heterocycloalkyl, cycloalkenyl, and heterocycloalkenyl) can be a variety of groups selected from: -OR', =O, =NR', =N-OR', -NR'R'', -SR', -halogen, -SiR'R''R''', -OC(O)R', -C(O)R', -CO₂R', -CONR'R'', -OC(O)NR'R'', -NR''C(O)R', -NR'-C(O)NR''R''', -NR''C(O)₂R', -NH-C(NH₂)=NH, -NR'C(NH₂)=NH, -NH-C(NH₂)=NR', -S(O)R', -
 30 S(O)₂R', -S(O)₂NR'R'', -CN and -NO₂ in a number ranging from zero to (2N+1), where N is the total number of carbon atoms in such radical. R', R'' and R''' each independently refer to hydrogen, unsubstituted(C₁-C₈)alkyl and heteroalkyl, unsubstituted aryl, aryl substituted with 1-3 halogens, unsubstituted alkyl, alkoxy or thioalkoxy groups, or aryl-(C₁-C₂)alkyl groups. When R' and R'' are attached to the same nitrogen atom, they can be combined with the
 35 nitrogen atom to form a 5-, 6-, or 7-membered ring. For example, -NR'R'' is meant to include 1-pyrrolidinyl and 4-morpholinyl. From the above discussion of substituents, one of skill in the art will understand that the term "alkyl" is meant to include groups such as haloalkyl (*e.g.*, -CF₃ and -CH₂CF₃) and acyl (*e.g.*, -C(O)CH₃, -C(O)CF₃, -C(O)CH₂OCH₃, and the like).

Similarly, substituents for the aryl groups are varied and are selected from:
 -halogen, -OR', -OC(O)R', -NR'R'', -SR', -R', -CN, -NO₂, -CO₂R', -CONR'R'', -C(O)R',
 -OC(O)NR'R'', -NR''C(O)R', -NR''C(O)₂R', , -NR'-C(O)NR''R''', -NH-C(NH₂)=NH,
 -NR'C(NH₂)=NH, -NH-C(NH₂)=NR', -S(O)R', -S(O)₂R', -S(O)₂NR'R'', -N₃, -CH(Ph)₂,
 5 perfluoro(C₁-C₄)alkoxy, and perfluoro(C₁-C₄)alkyl, in a number ranging from zero to the total
 number of open valences on the aromatic ring system; and where R', R'' and R''' are
 independently selected from hydrogen, (C₁-C₆)alkyl and heteroalkyl, unsubstituted aryl,
 (unsubstituted aryl)-(C₁-C₄)alkyl, and (unsubstituted aryl)oxy-(C₁-C₄)alkyl.

Two of the substituents on adjacent atoms of the aryl ring may optionally be
 10 replaced with a substituent of the formula -T-C(O)-(CH₂)_q-U-, wherein T and U are
 independently -NH-, -O-, -CH₂- or a single bond, and q is an integer of from 0 to 2.
 Alternatively, two of the substituents on adjacent atoms of the aryl ring may optionally be
 replaced with a substituent of the formula -A-(CH₂)_r-B-, wherein A and B are independently
 -CH₂-, -O-, -NH-, -S-, -S(O)-, -S(O)₂-, -S(O)₂NR'- or a single bond, and r is an integer of
 15 from 1 to 3. One of the single bonds of the new ring so formed may optionally be replaced
 with a double bond. Alternatively, two of the substituents on adjacent atoms of the aryl ring
 may optionally be replaced with a substituent of the formula -(CH₂)_s-X-(CH₂)_t-, where s and t
 are independently integers of from 0 to 3, and X is -O-, -NR'-, -S-, -S(O)-, -S(O)₂-, or
 -S(O)₂NR'-. The substituent R' in -NR'- and -S(O)₂NR'- is selected from hydrogen or
 20 unsubstituted (C₁-C₆)alkyl.

As used herein, the term "heteroatom" is meant to include oxygen (O), nitrogen
 (N), sulfur (S) and silicon (Si).

The term "pharmaceutically acceptable salts" is meant to include salts of the active
 compounds which are prepared with relatively nontoxic acids or bases, depending on the
 25 particular substituents found on the compounds described herein. When compounds of the
 present invention contain relatively acidic functionalities, base addition salts can be obtained by
 contacting the neutral form of such compounds with a sufficient amount of the desired base, either
 neat or in a suitable inert solvent. Examples of pharmaceutically acceptable base addition salts
 include sodium, potassium, calcium, ammonium, organic amino, or magnesium salt, or a similar
 30 salt. When compounds of the present invention contain relatively basic functionalities, acid
 addition salts can be obtained by contacting the neutral form of such compounds with a sufficient
 amount of the desired acid, either neat or in a suitable inert solvent. Examples of pharmaceutically
 acceptable acid addition salts include those derived from inorganic acids like hydrochloric,
 hydrobromic, nitric, carbonic, monohydrogencarbonic, phosphoric, monohydrogenphosphoric,
 35 dihydrogenphosphoric, sulfuric, monohydrogensulfuric, hydriodic, or phosphorous acids and the
 like, as well as the salts derived from relatively nontoxic organic acids like acetic, propionic,
 isobutyric, oxalic, maleic, malonic, benzoic, succinic, suberic, fumaric, mandelic, phthalic,
 benzenesulfonic, p-tolylsulfonic, citric, tartaric, methanesulfonic, and the like. Also included are

salts of amino acids such as arginate and the like, and salts of organic acids like glucuronic or galactunoric acids and the like (see, for example, Berge, S.M., et al, "Pharmaceutical Salts", *Journal of Pharmaceutical Science*, 1977, 66, 1-19). Certain specific compounds of the present invention contain both basic and acidic functionalities that allow the compounds to be converted
5 into either base or acid addition salts.

The neutral forms of the compounds may be regenerated by contacting the salt with a base or acid and isolating the parent compound in the conventional manner. The parent form of the compound differs from the various salt forms in certain physical properties, such as solubility in polar solvents, but otherwise the salts are equivalent to the parent form of the compound for the
10 purposes of the present invention.

In addition to salt forms, the present invention provides compounds which are in a prodrug form. Prodrugs of the compounds described herein are those compounds that readily undergo chemical changes under physiological conditions to provide the compounds of the present invention. Additionally, prodrugs can be converted to the compounds of the present invention by
15 chemical or biochemical methods in an *ex vivo* environment. For example, prodrugs can be slowly converted to the compounds of the present invention when placed in a transdermal patch reservoir with a suitable enzyme or chemical reagent.

Certain compounds of the present invention can exist in unsolvated forms as well as solvated forms, including hydrated forms. In general, the solvated forms are equivalent to
20 unsolvated forms and are intended to be encompassed within the scope of the present invention. Certain compounds of the present invention may exist in multiple crystalline or amorphous forms. In general, all physical forms are equivalent for the uses contemplated by the present invention and are intended to be within the scope of the present invention.

Certain compounds of the present invention possess asymmetric carbon atoms
25 (optical centers) or double bonds; the racemates, diastereomers, geometric isomers and individual isomers are all intended to be encompassed within the scope of the present invention.

The compounds of the present invention may also contain unnatural proportions of atomic isotopes at one or more of the atoms that constitute such compounds. For example, the compounds may be radiolabeled with radioactive isotopes, such as for example tritium
30 (^3H), iodine-125 (^{125}I) or carbon-14 (^{14}C). All isotopic variations of the compounds of the present invention, whether radioactive or not, are intended to be encompassed within the scope of the present invention.

General:

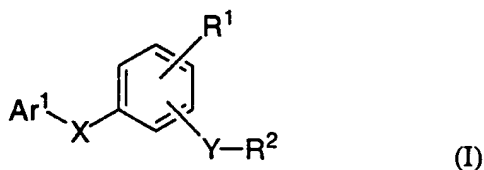
A new class of compounds that interact with PPAR γ has now been discovered.
35 Depending on the biological environment (*e.g.*, cell type, pathological condition of the host, *etc.*), these compounds can activate or block the actions of PPAR γ . By activating the PPAR γ receptor, the compounds will find use as therapeutic agents capable of modulating conditions

mediated by the PPAR γ receptor. As noted above, examples of such conditions include NIDDM. Additionally, the compounds are useful for the prevention and treatment of complications of diabetes (*e.g.*, neuropathy, retinopathy, glomerulosclerosis, and cardiovascular disorders), and treating hyperlipidemia. Still further, the compounds are useful for the modulation of inflammatory conditions which most recently have been found to be controlled by PPAR γ (see, Ricote, *et al.*, *Nature*, **391**:79-82 (1998) and Jiang, *et al.*, *Nature*, **391**:82-86 (1998)). Examples of inflammatory conditions include rheumatoid arthritis and atherosclerosis.

Compounds that act via antagonism of PPAR γ are useful for treating obesity, hypertension, hyperlipidemia, hypercholesterolemia, hyperlipoproteinemia, and metabolic disorders.

Embodiments of the Invention:

In one aspect, the present invention provides compounds which are represented by the formula:

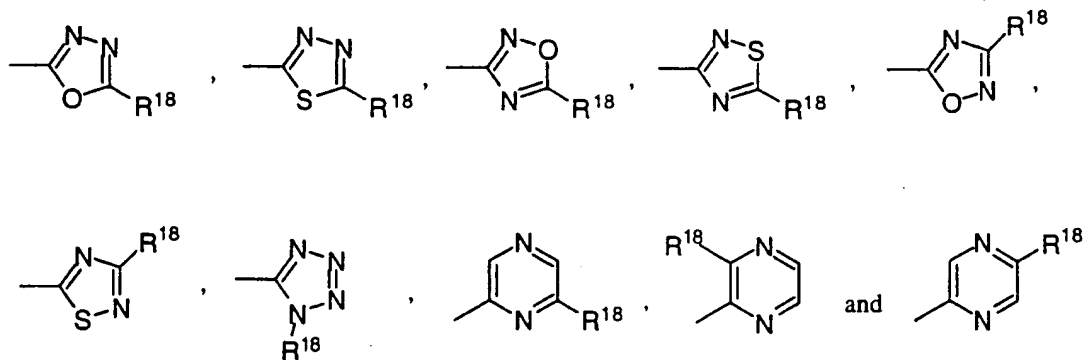


in which the symbol Ar¹ represents an aryl group. Preferably, Ar¹ is a heteroaryl group containing from 1 to 3 nitrogen atoms in the ring or rings. Particularly preferred embodiments are those in which Ar¹ is a monocyclic or bicyclic heteroaryl group containing from 1 to 2 nitrogen atoms in the ring or rings. Examples of such Ar¹ groups are 2-pyridyl, 3-pyridyl, 4-pyridyl, 2-pyrimidyl, 4-pyrimidyl, 5-pyrimidyl, 3-quinolinyl, 4-isoquinolinyl, 3-pyrazolyl, 2-phenyl-4-isoxazolyl and the like. More preferably, Ar¹ is a substituted heteroaryl group having 1 to 2 substituents selected from halogen, -OCF₃, -OH, -O-(C₁-C₆)alkyl, -CF₃, (C₁-C₆)alkyl, or -NO₂. The most preferred embodiments are those in which Ar¹ is a monocyclic heteroaryl group containing 1 to 2 nitrogen atoms in the ring and being monosubstituted by halogen, -OCF₃ or -CF₃.

The letter X represents a divalent linkage selected from the group consisting of (C₁-C₆)alkylene, (C₁-C₆)alkylenoxy, -O-, -C(O)-, -N(R¹¹)-, -N(R¹¹)C(O)-, -S(O)_k- and a single bond, in which R¹¹ is a member selected from the group consisting of hydrogen, alkyl, heteroalkyl and arylalkyl and the subscript k is an integer of from 0 to 2. In preferred embodiments, X represents -O-, -C(O)-, a single bond, -S- or -N(R¹¹)-, in which R¹¹ is hydrogen or (C₁-C₆)alkyl. More preferably, X represents -O-, -S-, -NH- or a single bond.

The letter Y, in the above formula represents a divalent linkage selected from the group consisting of alkylene, -O-, -C(O)-, -N(R¹²)-S(O)_m-, -N(R¹²)-S(O)_m-N(R¹³)-, -N(R¹²)C(O)-, -S(O)_n-, a single bond, and combinations thereof, in which R¹² and R¹³ are members independently selected from the group consisting of hydrogen, alkyl, heteroalkyl and arylalkyl; and the subscripts m and n are independently integers of from 0 to 2. In preferred embodiments, Y represents -N(R¹²)-S(O)₂-, -N(R¹²)-S(O)₂-N(R¹³)-, -SO- or -SO₂-, in which R¹² and R¹³ independently represent hydrogen or (C₁-C₆)alkyl. Most preferably, Y represents -NH-S(O)₂- or -NH-S(O)₂-NH-. Additionally, the linkages provided herein (represented by X and Y) can be in either orientation.

The symbol R¹ represents a member selected from the group consisting of hydrogen, alkyl, heteroalkyl, aryl, arylalkyl, arylheteroalkyl, -CO₂R¹⁴, -C(O)NR¹⁵R¹⁶, -C(O)R¹⁴, -S(O)_p-R¹⁴, -S(O)_q-NR¹⁵R¹⁶, -O-C(O)-OR¹⁷, -O-C(O)-R¹⁷, -O-C(O)-NR¹⁵R¹⁶, -N(R¹⁴)-C(O)-R¹⁷, -N(R¹⁴)-C(O)-NR¹⁵R¹⁶ and -N(R¹⁴)-C(O)-OR¹⁷, in which R¹⁴ is a member selected from the group consisting of hydrogen, alkyl, heteroalkyl, aryl and arylalkyl, and R¹⁵ and R¹⁶ are members independently selected from the group consisting of hydrogen, alkyl, heteroalkyl, aryl, and arylalkyl, or taken together with the nitrogen to which each is attached form a 5-, 6- or 7-membered ring. The symbol R¹⁷ represents a member selected from the group consisting of alkyl, heteroalkyl, aryl and arylalkyl. Additionally, for the R¹ groups described above, the subscript p is an integer of from 0 to 3, and the subscript q is an integer of from 1 to 2. In preferred embodiments, R¹ represents hydrogen, (C₁-C₈)alkyl, aryl, -CO₂R¹⁴, -C(O)R¹⁴, -C(O)NR¹⁵R¹⁶, -N(R¹⁴)-C(O)-R¹⁷, or -O-C(O)-R¹⁷, in which R¹⁴ is hydrogen, alkyl, or arylalkyl; R¹⁵ and R¹⁶ are independently hydrogen or alkyl, or taken together with the nitrogen to which each is attached form a 5- or 6-membered ring; and R¹⁷ is alkyl or arylalkyl. More preferably, R¹ is H, -(C₁-C₈)alkyl, aryl, -C(O)R¹⁴ or -C(O)NR¹⁵R¹⁶. For those embodiments in which R¹ is aryl, the aryl group will preferably contain from 1 to 3 heteroatoms. The most preferred R¹ aryl groups are those containing 2 to 3 heteroatoms and are exemplified by the formulae:



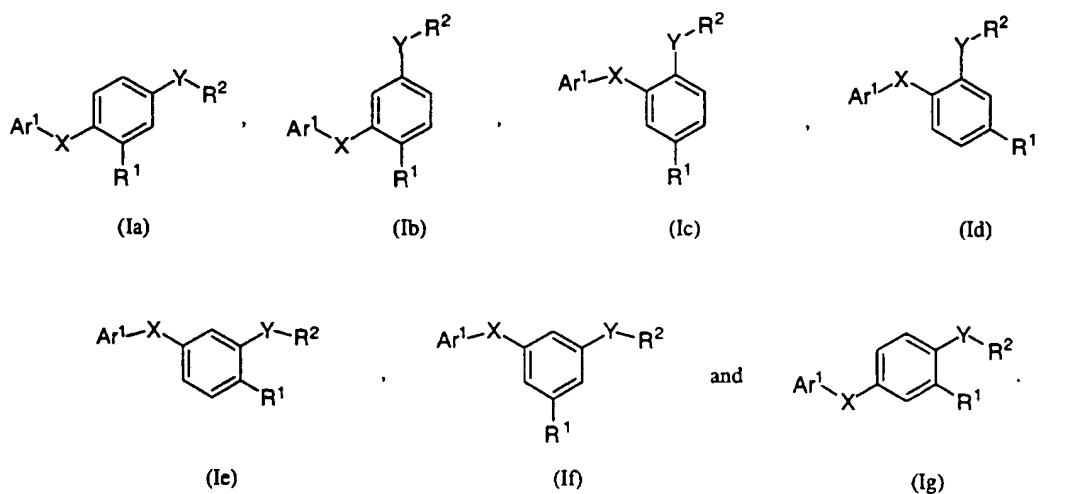
in which R¹⁸ is selected from hydrogen, (C₁-C₈)alkyl, unsubstituted aryl, -OR¹⁹, -SR¹⁹ and -NR²⁰R²¹, in which R¹⁹ is H or (C₁-C₈)alkyl and R²⁰ and R²¹ are independently selected from

hydrogen and (C₁-C₈)alkyl, or taken together with the nitrogen atom to which each is attached, form a 5-, 6-, or 7-membered ring. The most preferred R¹⁸ groups are hydrogen, (C₁-C₃)alkyl, -O-(C₁-C₃)alkyl, and -NH₂.

The symbol R² represents a member selected from the group consisting of alkyl, heteroalkyl, aryl and arylalkyl. In preferred embodiments, R² represents an aryl or arylalkyl group, more preferably an aryl group. Most preferably, R² represents a phenyl, naphthyl or pyridyl group substituted with from 1-3 substituents selected from halogen, -OCF₃, -OH, -O-(C₁-C₃)alkyl, -CF₃, -CN, -C(O)-(C₁-C₈)alkyl, -(C₁-C₈)alkyl and -NH₂.

In one group of particularly preferred embodiments, the compounds are represented by formula I, in which Ar¹ is a pyridyl ring having a single substituent selected from the group consisting of halogen, -OCF₃ and -CF₃; X is a divalent linkage selected from the group of -O-, -S-, -NH- and a single bond; Y is a divalent linkage selected from the group of -NH-S(O)₂- and -NH-S(O)₂-NH-; R¹ is selected from the group consisting of hydrogen, (C₁-C₈)alkyl and -C(O)NR¹⁵R¹⁶ in which R¹⁵ and R¹⁶ are selected from hydrogen, (C₁-C₈)alkyl, aryl and aryl(C₁-C₈)alkyl; and R² is a phenyl or pyridyl ring, optionally substituted by 0-3 groups selected from halogen, (C₁-C₈)alkyl, -O-(C₁-C₈)alkyl and -CN.

One of skill in the art will understand that a number of structural isomers are represented by formula I. Preferred isomers are those in which the groups on the phenyl ring occupy positions that are not contiguous. Particularly preferred compounds are those having the structural orientations represented by the formulae:



The most preferred compounds are those having the structural orientation represented by formula (Ia).

In another aspect, the present invention provides pharmaceutical compositions comprising at least one of the above compounds in admixture with a pharmaceutically acceptable excipient.

In yet another aspect, the present invention provides methods for modulating conditions mediated by PPAR γ in a host. More particularly, the conditions are selected from non-insulin-dependent diabetes mellitus, obesity, and inflammatory conditions such as, for example, rheumatoid arthritis and atherosclerosis.

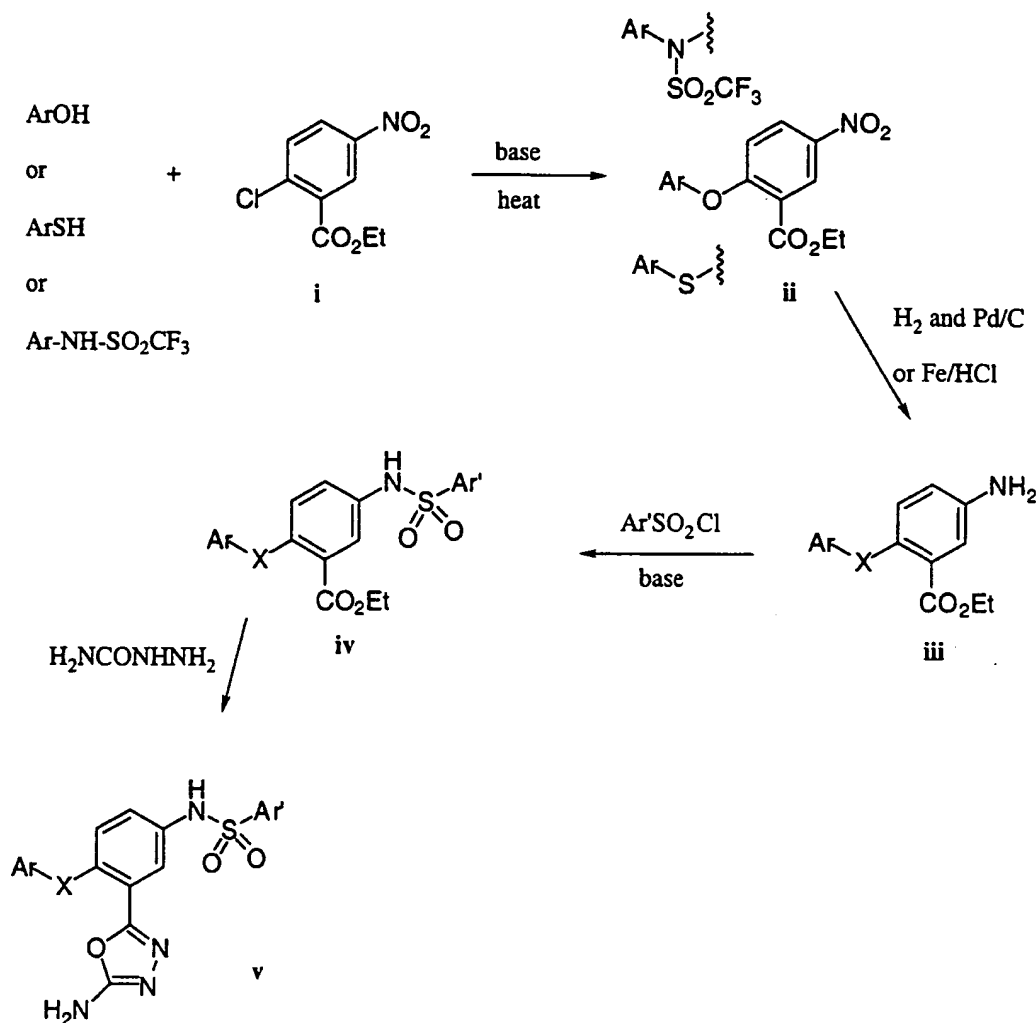
5 In still another aspect, the present invention provides methods for modulating conditions mediated by PPAR γ in a host, by administering to the host a PPAR γ -mediating amount of benzbromarone.

Preparation of the Compounds

The compounds of the present invention can be prepared using standard
10 synthetic methods. For exemplary purposes, Schemes 1-5 illustrate methods for the preparation of compounds of structural formula (Ia). One of skill in the art will understand that similar methods can be used for the synthesis of compounds in the other structural classes.

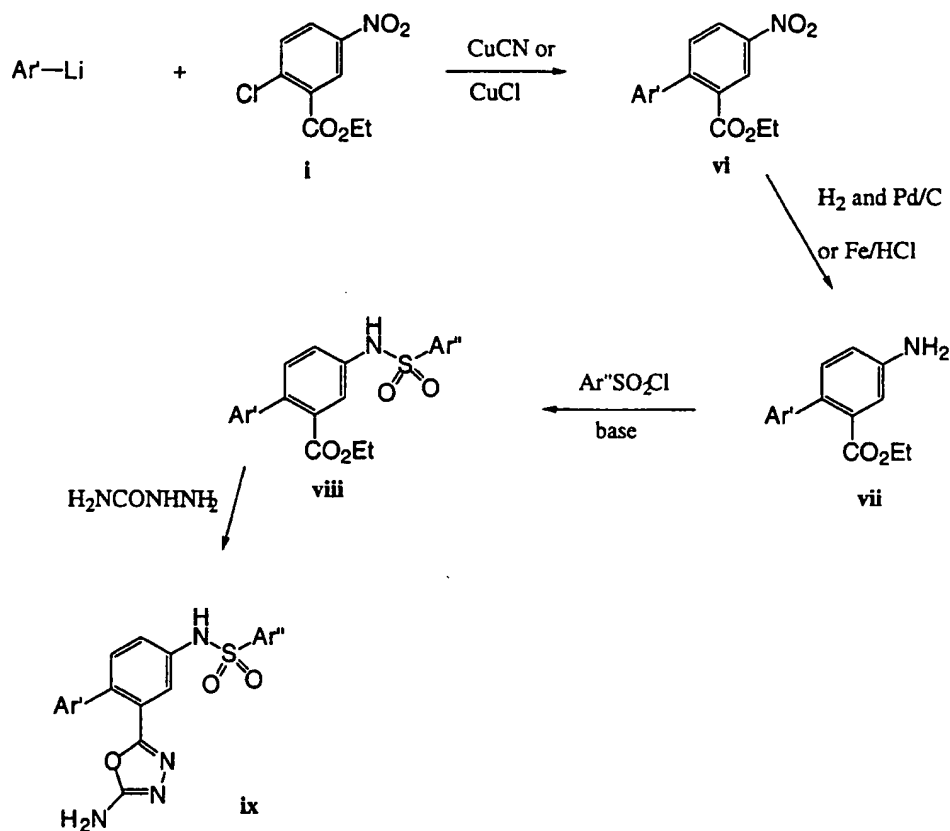
As shown in Scheme 1, compounds of the present invention can be prepared beginning with the ethyl ester of commercially available 2-chloro-5-nitrobenzoic acid (i).
15 Treatment of i with a phenol, thiophenol, or optionally protected aniline in the presence of base and heat provides the adduct (ii). Reduction of the nitro group in ii with either H₂ and a Pd/C catalyst or Fe/HCl provides an aniline derivative (iii). Sulfonylation of iii with an appropriate arylsulfonyl halide (Ar'SO₂Cl) in the presence of base (typically a tertiary amine) provides a target compound (iv). Compound iv can also be converted to a related compound of formula
20 (v) in which the carboxylic ester is replaced with a 2-amino-1,3,4-oxadiazole ring, by treatment with semicarbazide.

Scheme 1



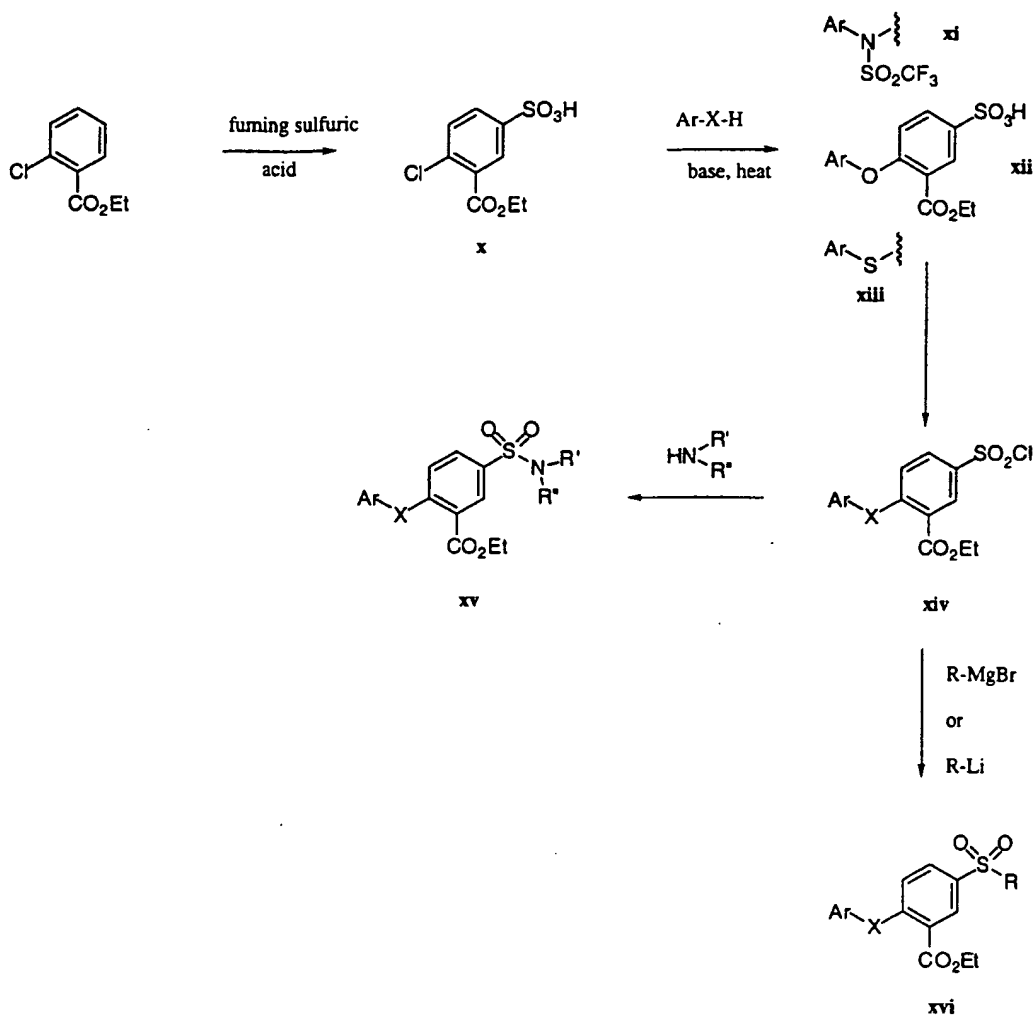
Other compounds of the present invention can be prepared beginning with **i** (and related compounds) as shown in Scheme 2. Treatment of **i** with an aryl lithium compound or aryl magnesium halide (prepared from the corresponding aryl halides) in the presence of a copper catalyst (CuCN or CuCl) provides a biaryl adduct (**vi**). Alternatively, biaryl adducts such as **vi** can be prepared directly from an aryl halide (Ar'-Cl or Ar'-Br) and **i** using the known Heck reaction (in the presence of palladium). Conversion of **vi** to suitable targets follows steps similar to those outlined in Scheme 1. As shown, the nitro group in **vi** can be reduced using either H₂ and a Pd/C catalyst or Fe/HCl to provide an aniline derivative (**vii**). Sulfonation of **vii** with an appropriate arylsulfonyl halide (Ar''SO₂Cl) in the presence of base (typically a tertiary amine) provides a target compound (**viii**). Compound **viii** can also be converted to a different target compound (**ix**), as described above, by treatment with semicarbazide.

Scheme 2



- Preparation of compounds of formula Ia, in which the orientation of a sulfonamide linkage is reversed, is shown in Scheme 3. Briefly, benzenesulfonic acid x (prepared by sulfonylation of commercially available ethyl 2-chlorobenzoate) can be treated with a phenol, thiophenol, or protected aniline in the presence of base and heat to provide the adducts xi, xii and xiii. Conversion of any of the adducts xi-xiii to the sulfonyl chloride (xiv) is accomplished using standard reagents (*e.g.*, thionyl chloride, POCl₃, and the like). Treatment of sulfonyl chloride (xiv) with a substituted amine provides the sulfonamide (xv). Alternatively, sulfonyl chloride (xiv) can be converted to a sulfone (xvi) upon treatment with a suitable Grignard reagent (R-MgBr) or an alkyl or aryl lithium reagent (R-Li).

Scheme 3

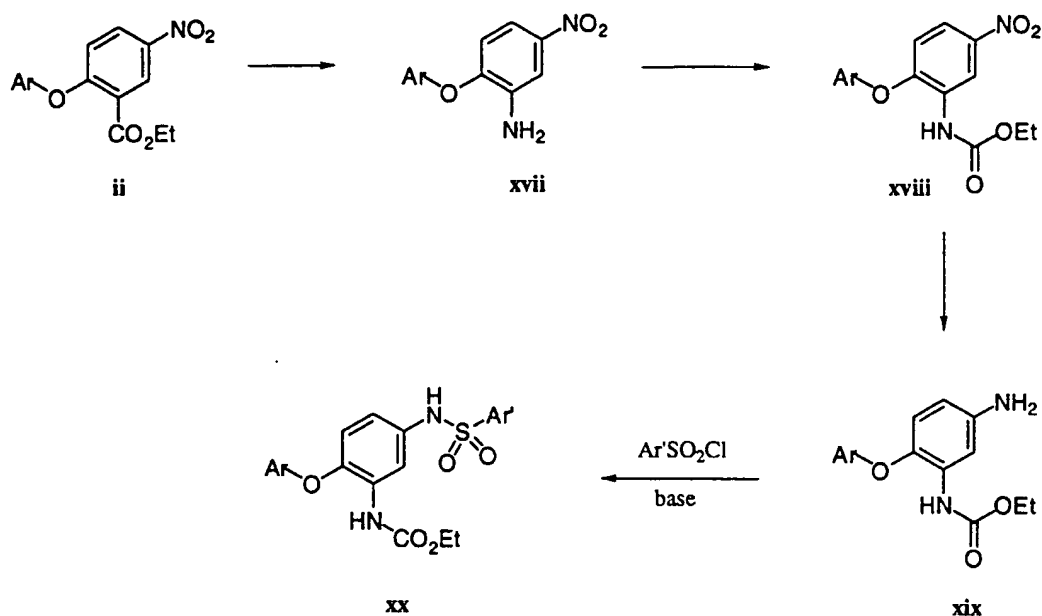


Alteration of R¹ groups can be accomplished using a variety of methods.

Scheme 4 illustrates one method for the conversion of an ester group to a carbamate group during the construction of the target compound. One of skill in the art will understand that other chemical procedures can be employed to prepare related compounds of the invention.

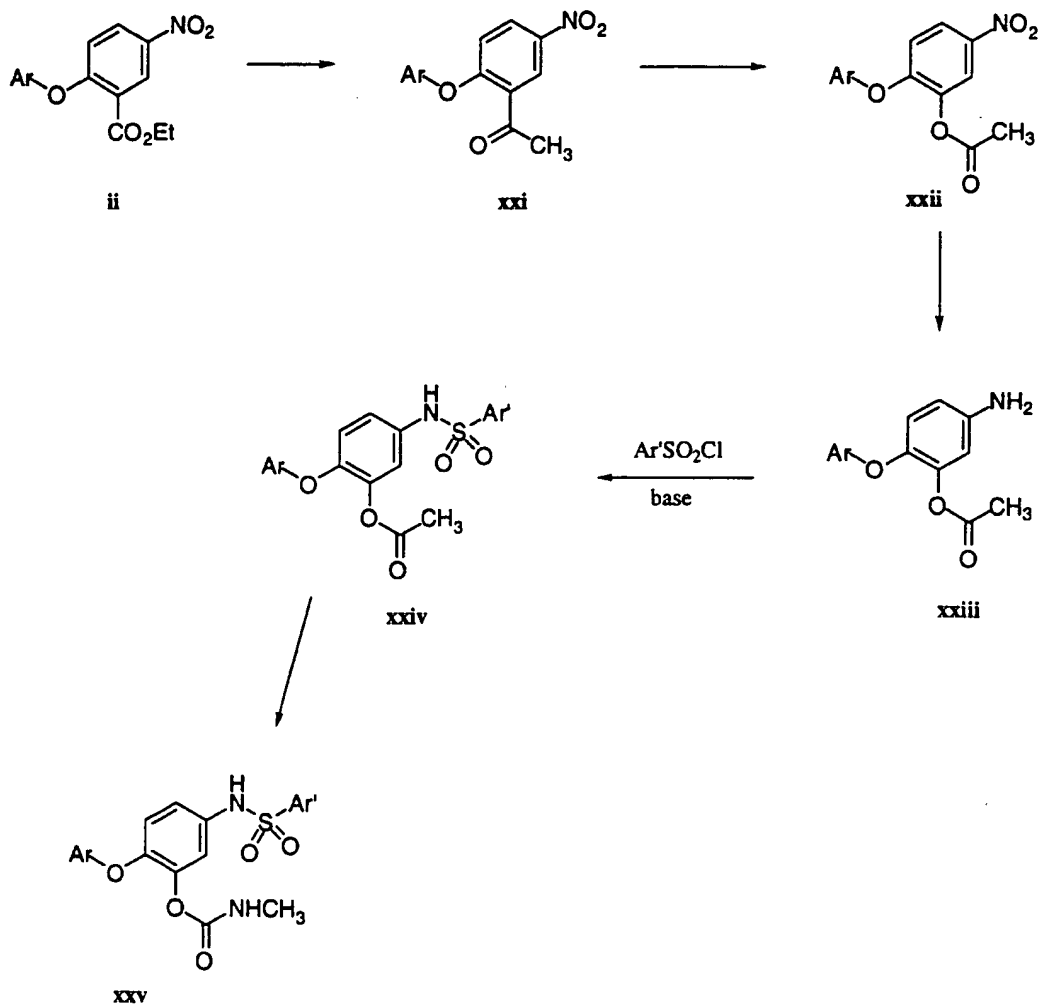
- 5 Saponification of ii produces a carboxylic acid which can be converted to amine (xvii) via a Curtius rearrangement. Treatment of xvii with ethyl chloroformate in the presence of base (typically a tertiary amine) produces the carbamate (xviii). Subsequent reduction of the nitro group in xviii can be accomplished using methods outlined above to provide xix. Conversion of xix to the sulfonamide target (xx), is similarly accomplished using methods already noted.

Scheme 4



Still other compounds of the invention can be prepared from **ii**, as outlined in Scheme 5. Thus, treatment of **ii** with either methyl lithium (1.0 equivalents) or potassium hydroxide followed by methylmagnesium bromide, provides ketone **xxi**. Baeyer-Villiger oxidation (using metachloroperbenzoic acid) produces ester **xxii**. Reduction of the nitro group in **xxii** using either H₂ and a Pd/C catalyst or Fe/HCl provides an aniline derivative (**xxiii**). Sulfonylation of **xxiii** with an arylsulfonyl halide (Ar'SO₂Cl) in the presence of base (as an acid scavenger) provides a target compound (**xxiv**). Additional compounds of the invention can be prepared by cleaving the acetate group in **xxiv**, and reacting the resultant hydroxy group with reagents such as methyl isocyanate to produce **xxv**.

Scheme 5

Analysis of the Compounds

The compounds of the present invention can be evaluated for modulation of the PPAR γ receptor using assays such as those described in Jiang, *et al.*, *Nature* 391:82-86 (1998), Ricote, *et al.*, *Nature* 391:79-82 (1998) and Lehmann, *et al.*, *J. Biol. Chem.* 270(12): 12953-12956 (1995). Alternatively, the compounds can be evaluated for their ability to displace radiolabeled BRL 49653 from a PPAR γ -GST fusion protein as follows:

Materials:

PPAR γ -GST fusion protein (prepared according to standard procedures), [^3H]-BRL 49653 having 50 Ci/mmol specific activity, Polyfilterics Unifilter 350 filtration plate and glutathione-Sepharose® beads (from Pharmacia: washed twice with 10x binding buffer in which BSA and DTT can be left out).

Method:

Binding buffer (10 mM Tris-HCl, pH 8.0, 50 mM KCl, 10 mM DTT, 0.02% BSA and 0.01% NP-40) is added in 80 microliter amounts to the wells of the filtration plate. The test compound is then added in 10 microliters of DMSO. The PPAR γ -GST fusion protein and radiolabeled BRL compound are premixed in binding buffer containing 10 mM DTT and added in 10 microliter amounts to the wells of the plate to provide final concentrations of 1 μ g/well of PPAR γ -GST fusion protein and 10 nM [3 H]-BRL 49653 compound. The plate is incubated for 15 minutes. Glutathione-agarose bead is added in 50 μ L of binding buffer, and the plate is vigorously shaken for one hour. The plate is washed four times with 200 μ L/well of binding buffer (without BSA and DTT). The bottom of the plate is sealed and 200 μ L/well of scintillation cocktail is added. The top of the plate is then sealed and the radioactivity is determined.

Formulation and Administration of the Compounds (Compositions)

The compounds of the present invention can be prepared and administered in a wide variety of oral and parenteral dosage forms. Thus, the compounds of the present invention can be administered by injection, that is, intravenously, intramuscularly, intracutaneously, subcutaneously, intraduodenally, or intraperitoneally. Also, the compounds described herein can be administered by inhalation, for example, intranasally. Additionally, the compounds of the present invention can be administered transdermally. Accordingly, the present invention also provides pharmaceutical compositions comprising a pharmaceutically acceptable carrier or excipient and either a compound of formula (I) or a pharmaceutically acceptable salt of a compound of formula (I).

For preparing pharmaceutical compositions from the compounds of the present invention, pharmaceutically acceptable carriers can be either solid or liquid. Solid form preparations include powders, tablets, pills, capsules, cachets, suppositories, and dispersible granules. A solid carrier can be one or more substances which may also act as diluents, flavoring agents, binders, preservatives, tablet disintegrating agents, or an encapsulating material.

In powders, the carrier is a finely divided solid which is in a mixture with the finely divided active component. In tablets, the active component is mixed with the carrier having the necessary binding properties in suitable proportions and compacted in the shape and size desired.

The powders and tablets preferably contain from 5% or 10% to 70% of the active compound. Suitable carriers are magnesium carbonate, magnesium stearate, talc, sugar, lactose, pectin, dextrin, starch, gelatin, tragacanth, methylcellulose, sodium carboxymethylcellulose, a low melting wax, cocoa butter, and the like. The term "preparation" is intended to include the formulation of the active compound with encapsulating material as a

carrier providing a capsule in which the active component with or without other carriers, is surrounded by a carrier, which is thus in association with it. Similarly, cachets and lozenges are included. Tablets, powders, capsules, pills, cachets, and lozenges can be used as solid dosage forms suitable for oral administration.

5 For preparing suppositories, a low melting wax, such as a mixture of fatty acid glycerides or cocoa butter, is first melted and the active component is dispersed homogeneously therein, as by stirring. The molten homogeneous mixture is then poured into convenient sized molds, allowed to cool, and thereby to solidify.

10 Liquid form preparations include solutions, suspensions, and emulsions, for example, water or water/propylene glycol solutions. For parenteral injection, liquid preparations can be formulated in solution in aqueous polyethylene glycol solution.

15 Aqueous solutions suitable for oral use can be prepared by dissolving the active component in water and adding suitable colorants, flavors, stabilizers, and thickening agents as desired. Aqueous suspensions suitable for oral use can be made by dispersing the finely
divided active component in water with viscous material, such as natural or synthetic gums, resins, methylcellulose, sodium carboxymethylcellulose, and other well-known suspending agents.

20 Also included are solid form preparations which are intended to be converted, shortly before use, to liquid form preparations for oral administration. Such liquid forms include solutions, suspensions, and emulsions. These preparations may contain, in addition to the active component, colorants, flavors, stabilizers, buffers, artificial and natural sweeteners, dispersants, thickeners, solubilizing agents, and the like.

25 The pharmaceutical preparation is preferably in unit dosage form. In such form the preparation is subdivided into unit doses containing appropriate quantities of the active component. The unit dosage form can be a packaged preparation, the package containing discrete quantities of preparation, such as packeted tablets, capsules, and powders in vials or ampoules. Also, the unit dosage form can be a capsule, tablet, cachet, or lozenge itself, or it can be the appropriate number of any of these in packaged form.

30 The quantity of active component in a unit dose preparation may be varied or adjusted from 0.1 mg to 1000 mg, preferably 1.0 mg to 100 mg according to the particular application and the potency of the active component. The composition can, if desired, also contain other compatible therapeutic agents.

35 In therapeutic use for the treatment of obesity, NIDDM, or inflammatory conditions, the compounds utilized in the pharmaceutical method of the invention are administered at the initial dosage of about 0.001 mg/kg to about 100 mg/kg daily. A daily dose range of about 0.1 mg/kg to about 10 mg/kg is preferred. The dosages, however, may be varied depending upon the requirements of the patient, the severity of the condition being treated, and the compound being employed. Determination of the proper dosage for a particular situation is within the skill of the practitioner. Generally, treatment is initiated with smaller

dosages which are less than the optimum dose of the compound. Thereafter, the dosage is increased by small increments until the optimum effect under circumstances is reached. For convenience, the total daily dosage may be divided and administered in portions during the day, if desired.


5 The following examples are offered by way of illustration and are not intended to limit the scope of the invention.

EXAMPLES

Reagents and solvents used below can be obtained from commercial sources such as Aldrich Chemical Co. (Milwaukee, Wisconsin, USA). ¹H-NMR spectra were recorded on a Varian Gemini 400 MHz NMR spectrometer. Significant peaks are tabulated in the order: number of protons, multiplicity (s, singlet; d, doublet; t, triplet; q, quartet; m, multiplet; br s, broad singlet) and coupling constant(s) in Hertz. Electron Ionization (EI) mass spectra were recorded on a Hewlett Packard 5989A mass spectrometer. Mass spectrometry results are reported as the ratio of mass over charge, followed by the relative abundance of each ion (in parentheses). In tables, a single m/e value is reported for the M+H (or as noted M-H) ion containing the most common atomic isotopes. Isotope patterns correspond to the expected formula in all cases. Electrospray ionization (ESI) mass spectrometry analysis was conducted on a Hewlett-Packard 1100 MSD electrospray mass spectrometer using the HP1100 HPLC for sample delivery. Normally the analyte was dissolved in methanol at 0.1mg/mL and 1 microliter was infused with the delivery solvent into the mass spectrometer which scanned from 100 to 1500 daltons. All compounds could be analyzed in the positive ESI mode, using 1:1 acetonitrile/water with 1% acetic acid as the delivery solvent. The compounds provided below could also be analyzed in the negative ESI mode, using 2mM NH₄OAc in acetonitrile/water as delivery solvent.

EXAMPLE 1

This example illustrates the preparation of ethyl 5-amino-2-(3-chloro-5-pyridyloxy)benzoate.




To a stirred solution of the pyridine-oxide (262 mg, 0.849 mmol, available from
 5 Maybridge Chemical Company, Cornwall, UK) in MeOH (5 mL) was added Raney nickel (1 g, 8.5 mmol, 50% slurry in water) dropwise. After 2 hr, the mixture was filtered through Celite® and the solution was evaporated to give 169 mg of the title compound as an oil, which was used without further purification.

¹H NMR (400MHz) (CD₃OD) δ 1.13 (3H, t); 4.16 (2H, q); 6.98 (2H, s); 7.21
 10 (1H, s); 7.29 (1H, s); 8.09 (1H, s); 8.19 (1H, s).

EXAMPLE 2

This example illustrates the preparation of ethyl 5-amino-2-(3-pyridyloxy)benzoate.

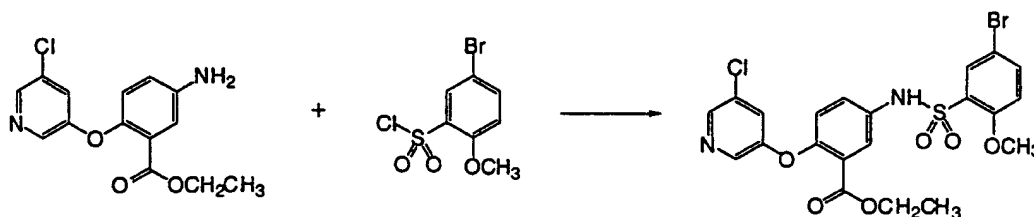


To a stirred solution of the product from Example 1 (101 mg, 0.344 mmol) in
 15 MeOH (4 mL) was added a catalytic amount of palladium on carbon. The flask was evacuated of air and placed under a balloon of hydrogen gas. After 1 hr, the mixture was filtered through Celite® and the filtrate was evaporated to provide 85 mg of the title compound (96%).

¹H NMR (400MHz) (CD₃OD) δ 1.16 (3H, m); 4.19 (2H, m); 7.17 (2H, m);
 7.52 (1H, d); 7.79 (2H, br s); 8.41 (2H, br d).

EXAMPLE 3

This example illustrates the synthesis of ethyl 5-(2-methoxy-5-bromobenzenesulfonamido)-2-(3-chloro-5-pyridyloxy)benzoate.



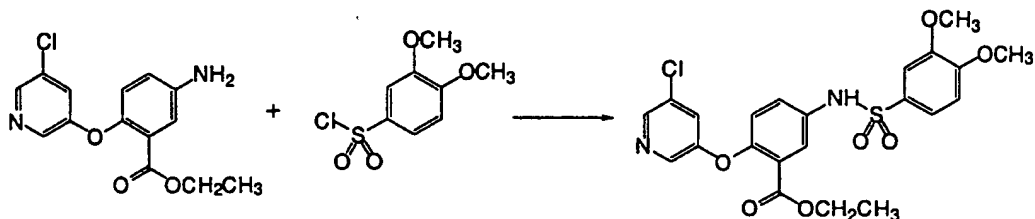
To a solution of the aniline produced in Example 1 (250 mg, 0.85 mmol) in
 5 CH_2Cl_2 (4 mL) was added 5-bromo-2-methoxybenzenesulfonyl chloride (244 mg, 0.85 mmol). The mixture was stirred for 10 hr. The title compound (94 mg, 20%) was isolated following column chromatography on silica gel (1:1 hexane/ethyl acetate).

^1H NMR (400MHz) (CD_3OD) δ 8.20 (1H, d, $J = 2$ Hz), 8.03 (1H, d, $J = 2$ Hz), 7.89 (1H, d, $J = 3$ Hz), 7.70 (1H, d, $J = 3$ Hz), 7.65 (1H, dd, $J = 9, 3$ Hz), 7.41 (1H,
 10 dd, $J = 9, 3$ Hz), 7.15 (1H, d, $J = 2$ Hz), 7.08 (2H, dd, $J = 9, 3$ Hz), 4.16 (2H, q, $J = 7$ Hz), 3.95 (3H, s), 1.26 (3H, t, $J = 7$ Hz).

Alternatively, poly(4-vinylpyridine) (250 mg, 60 mesh) can be washed with dichloromethane (2 x 7 mL) and diluted into dichloromethane (2 mL). The aniline produced in Example 1 (29.2 mg, 0.1 mmol) can be added followed by 5-bromo-2-
 15 methoxybenzenesulfonyl chloride (59 mg, 0.25 mmol). The reaction vessel is then agitated for ten hours and ArgoPore-NH₂ (0.50 g, 1.11 mmol / gram loading) is added along with dichloromethane (6 mL). The reaction vessel is agitated for three hours and the solvent is collected. The resin is washed with dichloromethane (2 x 6 mL) and the dichloromethane is combined and evaporated to yield the title compound.

EXAMPLE 4

This example illustrates the synthesis of ethyl 5-(3,4-dimethoxybenzenesulfonamido)-2-(3-chloro-5-pyridyloxy)benzoate.

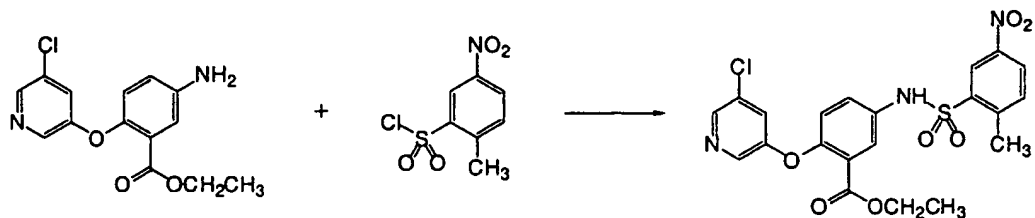


The title compound was prepared in a manner similar to Example 3, beginning with 0.1 g of the aniline of Example 1 and 3,4-dimethoxybenzenesulfonyl chloride, and adding 0.2 mL of pyridine to the reaction mixture to yield 0.115 g (68%) of the title sulfonamide.

$^1\text{H NMR}$ (400MHz) (CD_3OD) δ 8.22 (d, 1H, $J = 2$ Hz), 8.05 (d, 1H, $J = 2$ Hz), 7.68 (d, 1H, $J = 3$ Hz), 7.38 (m, 2H), 7.27 (d, 1H, $J = 2$ Hz), 7.20 (d, 1H, $J = 2$ Hz), 7.10 (d, 1H, $J = 8$ Hz), 7.01 (d, 1H, $J = 8$ Hz), 4.16 (q, 2H, $J = 7$ Hz), 3.85 (s, 3H), 3.81 (s, 3H), 1.11 (t, $J = 7$ Hz).

EXAMPLE 5

This example illustrates the synthesis of ethyl 5-(2-methyl-5-nitrobenzenesulfonamido)-2-(3-chloro-5-pyridyloxy)benzoate.

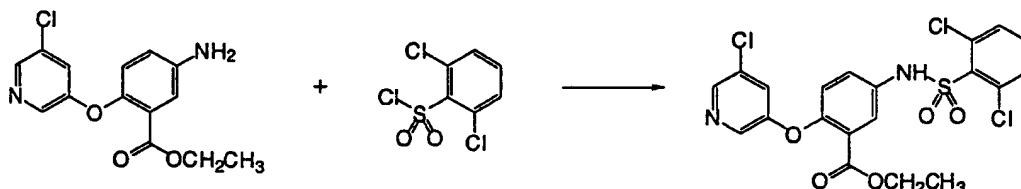


The title compound was prepared using the procedure described in Example 3, beginning with 0.1 g of the aniline of Example 1 and 2-methyl-5-nitrobenzenesulfonyl chloride and adding poly(4-vinylpyridine) (250 mg, 60 mesh) to the reaction mixture. After workup, 0.15 g (89%) of the title sulfonamide was obtained.

$^1\text{H NMR}$ (400MHz) (CD_3OD) δ 8.72 (d, 1H, $J = 2$ Hz), 8.32 (d, 1H, $J = 8$ Hz), 8.20 (d, 1H, $J = 2$ Hz), 8.04 (d, 1H, $J = 2$ Hz), 7.68 (d, 1H, $J = 2$ Hz), 7.63 (d, 1H, $J = 8$ Hz), 7.38 (d, 1H, $J = 8$ Hz), 7.17 (d, 1H, $J = 2$ Hz), 7.12 (d, 1H, $J = 8$ Hz), 4.15 (q, 2H, $J = 7$ Hz), 2.76 (s, 3H), 1.11 (t, $J = 7$ Hz).

EXAMPLE 6

This example illustrates the preparation of ethyl 5-(2,6-dichlorobenzenesulfonamido)-2-(3-chloro-5-pyridyloxy)benzoate.

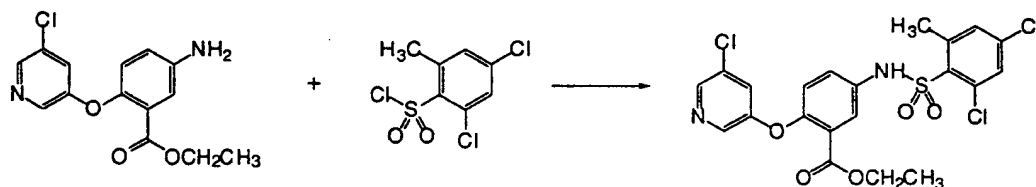


The title compound was prepared using the procedure described in Example 3, beginning with 0.1 g of the aniline of Example 1 and 2,6-dichlorobenzenesulfonyl chloride and using dimethylformamide as solvent in place of CH_2Cl_2 . After workup, 0.024 g (14%) of the title sulfonamide was obtained.

^1H NMR (400MHz) (CD_3OD) δ 8.21 (d, 1H, $J = 2$ Hz), 8.02 (d, 1H, $J = 8$ Hz), 7.76 (d, 1H, $J = 2$ Hz), 7.40 - 7.58 (m, 4H), 7.17 (d, 1H, $J = 2$ Hz), 7.10 (d, 1H, $J = 8$ Hz), 4.16 (q, 2H, $J = 7$ Hz), 1.13 (t, $J = 7$ Hz).

EXAMPLE 7

This example illustrates the preparation of ethyl 5-(2,4-dichloro-6-methylbenzenesulfonamido)-2-(3-chloro-5-pyridyloxy)benzoate.

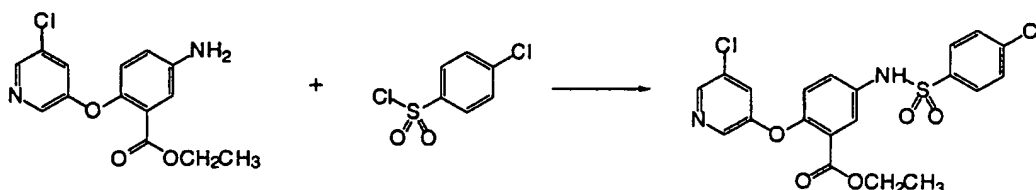


The title compound was prepared using the alternative procedure described in Example 3. In this manner, 0.1 g of the aniline of Example 1 was combined with 2,4-dichloro-6-methylbenzenesulfonyl chloride and polyvinyl pyridine to provide 0.162 g (92%) of the title sulfonamide after chromatography.

^1H NMR (400MHz) (CD_3OD) δ 8.21 (d, 1H, $J = 2$ Hz), 8.04 (d, 1H, $J = 2$ Hz), 7.72 (d, 1H, $J = 2$ Hz), 7.50 (s, 1H), 7.31 - 7.38 (m, 2H), 7.17 (s, 1H), 7.10 (d, 1H, $J = 9$ Hz), 4.17 (q, 2H, $J = 7$ Hz), 2.67 (s, 3H), 1.12 (t, $J = 7$ Hz).

EXAMPLE 8

This example illustrates the preparation of ethyl 5-(4-chlorobenzenesulfonamido)-2-(3-chloro-5-pyridyloxy)benzoate

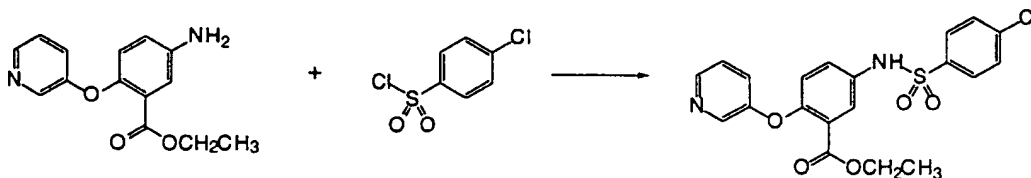


To a stirred solution of the aniline produced in Example 1 (168 mg, 0.574 mmol) in CH_2Cl_2 (3 mL) was added 4-chlorobenzenesulfonyl chloride (157 mg, 0.746 mmol, commercially available from Aldrich) at once. After 20 minutes, an additional amount (48 mg, 0.230 mmol) of 4-chlorobenzenesulfonyl chloride was added and the solution was stirred overnight. The product was isolated following column chromatography (1:1 hexane/diethyl ether). Yield: 160 mg (60%).

^1H NMR (400MHz) (CD_3OD) δ 1.14 (3H, t); 4.19 (2H, q); 6.98 (2H, s); 7.13 (1H, d); 7.24 (1H, d); 7.42 (1H, m); 7.57 (2H, d); 7.69 (1H, d); 7.79 (2H, d); 8.09 (1H, s); 8.25 (1H, s).

EXAMPLE 9

This example illustrates the preparation of ethyl 5-(4-chlorobenzenesulfonamido)-2-(3-pyridyloxy)benzoate



To a stirred solution of the aniline produced in Example 2 (82 mg, 0.32 mmol) in MeOH (3 mL) and THF (1 mL) was added 4-chlorobenzenesulfonyl chloride (74 mg, 0.35 mmol) followed by Et_3N (89 μL , 0.64 mmol). After 20 minutes an additional amount of MeOH (1 mL) was added to aid in dissolving the reagents and the reaction mixture was allowed to stir overnight. At this time, the solvent was removed and the residue was dissolved into CH_2Cl_2 . The resulting solution was washed three times with water and once with brine. The organic


layer was evaporated and the resulting residue was purified by chromatography (1:1 hexane/diethyl ether) to provide 43.6 mg of the title compound (32% yield).

$^1\text{H NMR}$ (400MHz) (CD_3OD) δ 1.14 (3H, t); 4.19 (2H, q); 7.19 (1H, d); 7.24 (1H, m); 7.38 (2H, m); 7.57 (2H, d); 7.65 (1H, d); 7.79 (2H, d); 8.15 (1H, s); 8.25 (1H, s).

5

EXAMPLE 10

This example illustrates the preparation of 5-(4-chlorobenzenesulfonamido)-2-(3-chloro-5-pyridyloxy)benzoic acid.



To a stirred solution of the product of Example 8 (81 mg, 0.170 mmol) in MeOH (3 mL) and water (1.0 mL) was added LiOH (89.6 mg, 3.74 mmol). The solution was stirred overnight and the solvent was evaporated to yield a white solid which was recrystallized from chloroform/ethanol. Isolated yield of the title compound: 46.5 mg, 61%.


10

$^1\text{H NMR}$ (400MHz) ($\text{DMSO-}D_6$) δ 7.18 (1H, d); 7.33 (1H, d); 7.35 (1H, m); 7.62 (1H, d); 7.66 (2H, d); 7.77 (2H, d); 8.16 (1H, d); 8.33 (1H, s); 10.60 (1H, s).

EXAMPLE 11

15

This example illustrates the preparation of 5-(4-chlorobenzenesulfonamido)-2-(3-chloro-5-pyridyloxy)benzamide.



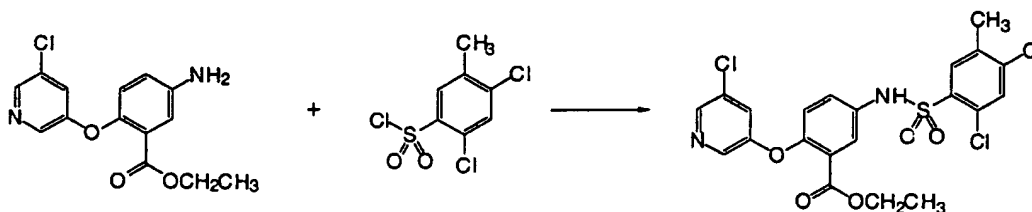
To a stirred solution of the acid from Example 10 (20 mg, 0.046 mmol) in CH_2Cl_2 (0.5 mL) and pyridine (0.5 mL) was added thionyl chloride (17 mL, 0.228 mmol). After one hour, the solution was evaporated and placed under vacuum overnight. The residue

was then dissolved in MeOH (1 mL) and CH₂Cl₂ (1 mL) and NH₃ (0.12 mL, 0.227 mmol, 0.757 M solution in ethanol) was added dropwise. The mixture was stirred for 8 hours and the solvent was evaporated. The residue was purified by chromatography (1:1 hexane/diethyl ether) to yield 7.3 mg of the title compound (37%).

5 ¹H NMR (400MHz) (CDCl₃) 6.67 (1H, d); 7.10 (1H, d); 7.23 (5H, m, 1H exch); 7.52 (2H, d); 7.89 (2H, d); 8.21 (1H, s exch); 8.45 (1H, exch).

EXAMPLE 12

This example illustrates the preparation of ethyl 5-(2,4-dichloro-5-methylbenzenesulfonamido)-2-(3-chloro-5-pyridyloxy)benzoate.



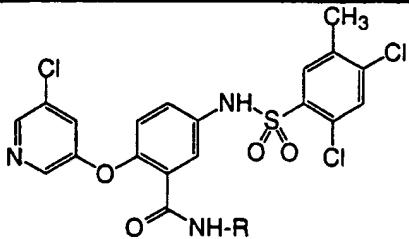
10 The title compound can be prepared in a manner similar to Example 3, beginning with 2,4-dichloro-5-methylbenzenesulfonyl chloride, or can be purchased from Maybridge Chemical Co.

¹H NMR (400 MHz) (CD₃OD) δ 1.13 (3H, t); 2.39 (3H, s); 4.18 (2H, q); 7.10 (1H, d); 7.19 (1H, d); 7.42 (1H, dd); 7.64 (1H, s); 7.72 (1H, d); 8.01 (1H, s); 8.06 (1H, d);
15 8.22 (1H, d).

EXAMPLE 13

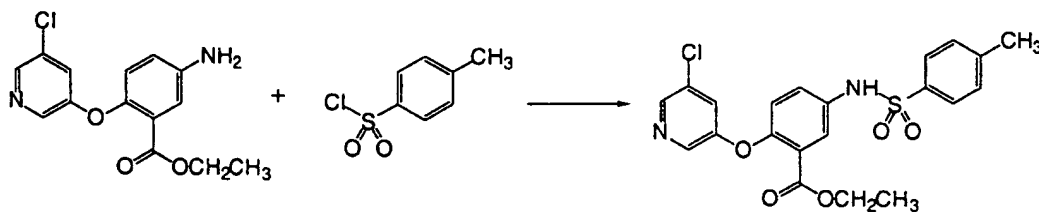
This example illustrates the synthesis of 2-(5-chloro-3-pyridyloxy)-5-(2,4-dichloro-5-methylbenzenesulfonamido)benzamide. Briefly, the precursor benzoic acid (0.050 g) was dissolved in dichloromethane (2 mL) and PyBroP (5 eq., 230 mg) was added followed
20 by the amine (5 equiv.) and diisopropylethylamine (2 equiv.). The resulting solution was stirred at room temperature for eight hr and filtered through a pad of silica gel. The product was obtained as a white solid following preparative scale HPLC.

TABLE A

		
Compound	R	MS (M + H)
13a	t-Bu	542
13b	-CH ₂ CH ₂ OH	530
13c	-NHCH ₃	515
13d	-C ₆ H ₅	562
13e	-2-thiazole	569
13f	-2-furanylmethyl	566
13g	-CH ₂ CF ₃	568
13h	-CH ₂ CH(OH)CH ₂ OH	560
13i	-N(Me) of 13b	544

EXAMPLE 14

This example illustrates the preparation of ethyl 5-(4-toluenesulfonylamido)-2-(3-chloro-5-pyridyloxy)benzoate.



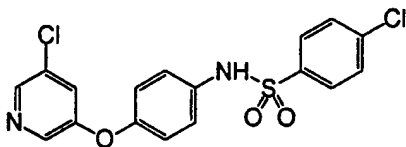
5

The title compound was prepared in a manner similar to Example 3, beginning with *p*-toluenesulfonyl chloride, or can be purchased from Maybridge Chemical Co.

¹H NMR (400 MHz) (CD₃OD) δ 1.14 (3H, t); 2.39 (3H, s); 4.17 (2H, q); 7.10 (1H, d); 7.19 (1H, d); 7.33 (2H, d); 7.40 (1H, m); 7.66-7.69 (3H, m); 8.05 (1H, d); 8.23 (1H, d); 8.25(1H, s).

EXAMPLE 15

This example illustrates the preparation of 5-(4-(4-chlorobenzene-sulfonamido)phenoxy)-3-chloropyridine.

*15.1 Preparation of 5-(4-nitrophenoxy)-3-chloropyridine*

5 To a stirred solution of 4-fluoro-nitrobenzene (913 μ L, 8.61 mmol, from Aldrich) in dioxane (1 mL) was added 3-chloro-5-hydroxypyridine (558 mg, 4.31 mmol, from Aldrich) followed by triethylamine (661 μ L, 4.74 mmol). The solution was refluxed for 4.5 hours, evaporated and the crude solid was dissolved in ethyl acetate. The solution was washed three times with saturated K_2CO_3 solution, once with brine and then back-extracted with ethyl acetate. The two organic solutions were combined, concentrated and the residue was purified by chromatography (diethyl ether as eluant) to provide 481 mg of the title compound.

1H NMR (400 MHz) (CD_3OD) δ 7.24 (2H, dd); 7.74 (1H, m); 8.32 (2H, dd); 8.39 (1H, m); 8.48 (1H, m).

15.2 Preparation of 5-(4-aminophenoxy)-3-chloropyridine

15 To a stirred solution of 5-(4-nitrophenoxy)-3-chloropyridine (219 mg, 0.873 mmol) in EtOH (4 mL) was added $SnCl_2$ (730 mg, 3.24 mmol). The solution was refluxed for 1.25 hr and the solvent was removed by evaporation. The resulting crude solid was purified by chromatography (97.5:2.5 CH_2Cl_2 :MeOH) to provide 187.7 mg (78% yield) of the title compound.

20 1H NMR (400 MHz) ($CDCl_3$) δ 6.69 (2H, dd); 6.86 (2H, dd); 7.14 (1H, m); 8.21 (2H, m).

15.3 Preparation of 5-(4-(4-chlorobenzenesulfonamido)phenoxy)-3-chloropyridine

25 To a stirred solution of 5-(4-aminophenoxy)-3-chloropyridine (150 mg, 60.7 mmol) in THF (2 mL) and MeOH (2 mL) was added 4-chlorosulfonylchloride (215 mg, 1.02 mmol) followed by triethylamine (142 μ L, 1.02 mmol). The solution was stirred for seven hr, and concentrated. The crude solid was dissolved in ethyl acetate and was washed three times with saturated K_2CO_3 solution, once with brine, and then back-extracted with ethyl acetate. The organic portions were combined, concentrated and the residue was purified by chromatography (50:50, hexane:diethyl ether as eluant) to provide 178.7 mg (51%) of the title compound.

^1H NMR (400 MHz) (CDCl_3) δ 6.97 (2H, d); 7.15 (2H, d); 7.32 (1H, m); 7.48 (2H, d); 7.72 (2H, d); 8.15 (1H, s); 8.25 (1H, s).

EXAMPLE 16

The compounds in Tables B and C were prepared using methods and conditions similar to those provided in Examples 9-15, with the appropriate starting materials.

TABLE B

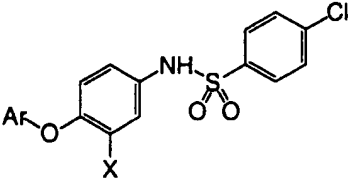
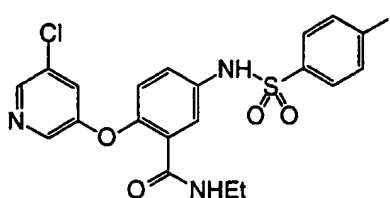
			MS (M + H)
	Ar	X	
16a (Example 10)	5-chloro-3-pyridinyl	-CO ₂ H	439.1
16b (Example 9)	3-pyridinyl	-CO ₂ Et	433
16c (Example 11)	5-chloro-3-pyridinyl	-CONH ₂	438
16d (Example 15)	5-chloro-3-pyridinyl	-H	395
16e	5-chloro-3-pyridinyl	-CONH-nBu	494
16f	5-chloro-3-pyridinyl	-NH-CO ₂ tBu	510
16g	5-chloro-3-pyridinyl	-CONHMe	452
16h	2-methyl-3-pyridinyl	-CONHEt	
16i	2-methyl-5-pyridinyl	"	
16j	3-chlorophenyl	"	
16k	3-pyridinyl	"	
16l	5-chloro-3-pyridinyl	-CON(CH ₃) ₂	466
16m	"	-CON(CH ₂ CH ₃) ₂	494
16n	"	-CONH(3-pentyl)	508
16o	5-chloro-3-pyridinyl	2-oxazolinylyl	465
16p	5-chloro-3-pyridinyl	-CONHCH ₂ CH ₂ OH	483

TABLE C

	Ar	X	mp or MS (M+H)
16q	5-chloro-3-pyridinyl	-CO ₂ H	473
16r (Example 28)	3,4-difluorophenyl	-CO ₂ Et	106-108 °C
16s (Example 27)	3,5-difluorophenyl	-CO ₂ Et	100-102 °C
16t	5-chloro-3-pyridinyl	-CONHCH ₂ CH ₂ OH	516.0
16u	5-chloro-3-pyridinyl	-CONHCH ₂ CH ₂ Cl	533.8
16v (Example 29)	5-chloro-3-pyridinyl	-Me	126-128 °C
16w	3-methoxyphenyl	-CONHEt	495
16x	5-isoquinolinyl	-CONHEt	516.1
16y	6-chloro-2-pyridinyl	"	500
16z	5-chloro-3-pyridinyl	-SO ₂ CH ₃	458 (M-H)
16aa	(5-bromo-3-pyridinyl)methyl	-CONHEt	558
16bb	5-chloro-3-pyridinyl	-SOCH ₃	491
16cc	5-chloro-3-pyridinyl	5-tetrazolyl	494.9 (M-H)
16dd	(5-chloro-3-pyridinyl)methyl	-CONHEt	514.1 (M-H)
16ee	5-chloro-3-pyridinyl	-CONH-CH ₂ -(2-furanyl)	568
16ff	"	-CONHCH ₂ CHOH-CH ₂ OH	546
16gg	"	5-(HOCH ₂)-2-oxazoliny	528
16hh	2-(5-ethyl-2-pyridyl)ethyl	-CONHEt	522.2
16ii (Example 30)	5-chloro-3-pyridinyl	-H	132-134°C

EXAMPLE 17

This example illustrates the preparation of N-ethyl 5-(4-iodobenzenesulfonamido)-2-(3-chloro-5-pyridyloxy)benzamide.

*17.1 Preparation of N-ethyl-2-chloro-5-nitrobenzamide*

5 2-Chloro-5-nitrobenzoic acid (20 g, 100 mmol) in THF (200 mL) was treated with carbonyldiimidazole (CDI) (17.8 g, 110 mmol) and triethylamine (16 mL, 110 mmol) at room temperature. After 1 hr, a solution of ethylamine (70% in water, 10 mL) was added and the mixture was stirred for 18 h. Solvent was removed by evaporation and the residue was dissolved in methylene chloride, washed with 3% KOH solution followed by water (three
10 times) until the aqueous phase extracts were colorless. The organic phase was dried over MgSO₄, filtered, and the filtrate was concentrated to provide 10.4 g of N-ethyl-2-chloro-5-nitrobenzamide as light yellow crystals.

 Alternatively, 2-chloro-5-nitrobenzoyl chloride (10 g, 45.5 mmol) in anhydrous dichloromethane (250 mL) with Amberlyst A-21 ion-exchange resin (17 g) was treated with a
15 2M THF solution of ethylamine (45 mL). The mixture was stirred at rt under nitrogen overnight. After filtration, the filtrate was concentrated to give N-ethyl-2-chloro-5-nitrobenzamide (9.0 g, 39 mmol, 86% yield) as a yellow solid.

17.2 Preparation of N-ethyl 5-nitro-2-(3-chloro-5-pyridyloxy)benzamide

20 To a suspension of potassium t-butoxide (1.5 g) in THF (15 mL) was added 3-chloro-5-hydroxypyridine (1.79 g, mmol). To this solution was added a solution of N-ethyl-2-chloro-5-nitrobenzamide (2.76 g, mmol) in THF (15 mL). The resulting mixture was heated at 50°C for 84 hr. After cooling, the reaction mixture was diluted into a mixture of water and ether. Solids were collected by filtration, washed with water then with ether, and dried under vacuum to afford N-ethyl 5-nitro-2-(3-chloro-5-pyridyloxy)benzamide (2.0 g, 52%). mp 165-
25 167°C.

¹H NMR (400 MHz) (DMSO-d₆) δ 8.544 (s, 2H); 8.476 (s, 1H); 8.436 (s, 1H); 8.303 (d, J=9 Hz, 1H); 7.860 (s, 1H); 7.247 (d, J= 8.9 Hz, 1H); 3.241 (p, J= 6.5 Hz, 2H); 1.047 (t, J= 7.0 Hz, 3H).

17.3 Preparation of *N*-ethyl 5-amino-2-(3-chloro-5-pyridyloxy)benzamide

To a vigorously stirred solution of the intermediate from Example 17.2 (2.47 g) in ethanol (100mL) and THF (20 mL) in a 500 mL round bottom flask was added a slurry of Raney Nickel (~100 mg, Aldrich). The flask was filled with H₂ at atmospheric pressure and the reduction was monitored by TLC. Starting material disappeared rapidly, to form a nitroso intermediate which gradually was converted to the desired aniline over about 5 hours. Stirring is stopped and as much Raney Nickel is attracted to the magnetic stirbar as possible. The solution is filtered through Celite® which was then rinsed with ethanol and methylene chloride. The combined organic portions were concentrated to provide a solid which was triturated with ether. The solid was collected and dried under vacuum to afford 2.02 g of the product aniline. mp 126-128°C.

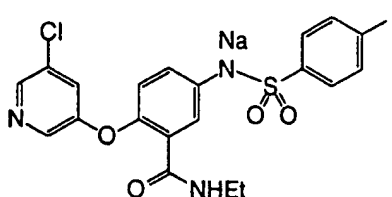
¹H NMR (400 MHz) (DMSO-d₆) δ 8.260 (s, 1H); 8.180 (s, 1H); 8.146 (t, *J*=5.2 Hz, 1H); 7.230 (t, *J*= 2.3 Hz, 1H); 6.872 (t, *J*= 7.7 Hz, 1H); 6.749 (d, *J*= 2.7 Hz, 1H); 6.668 (dd, *J*= 8.6, 2.7 Hz, 1H); 3.073 (p, *J*= 7.1 Hz, 2H); 0.881 (t, *J*= 6.6 Hz, 3H).

17.4 Preparation of *N*-ethyl 5-(4-iodobenzenesulfonamido)-2-(3-chloro-5-pyridyloxy)benzamide

To a suspension of *N*-ethyl 5-amino-2-(3-chloro-5-pyridyloxy)benzamide from Example 17.3 (0.9 g) in methylene chloride (10 mL) was added 4-iodobenzenesulfonyl chloride (1.03 g), followed by pyridine (275 μL). The reaction progress was monitored by TLC, and upon completion the solvent was removed under vacuum. The resulting residue was partitioned between methylene chloride and water. The organic layer was drawn off and concentrated to form pink crystals. The crystals were dissolved in ethyl acetate (200 mL) and methanol (10 mL), and decolorized with activated charcoal. After filtration, the solution was concentrated to an oil and the residue was triturated with ether to provide 1.26 g of the title compound as colorless crystals. mp 154-156°C.

¹H NMR (400 MHz) (DMSO-d₆) δ 9.393 (s, 1H); 8.578 (br s, 1H); 8.462 (br s, 1H); 8.256 (d, *J*= 2.2 Hz, 1H); 7.915 (d, *J*= 7.7 Hz, 2H); 7.774 (dd, *J*= 8.9, 1.8 Hz, 1H); 7.665 (d, *J*= 7.7 Hz, 2H); 7.566 (t, *J*= 5.3 Hz, 1H, NH); 7.418 (br s, 1H); 6.966 (d, *J*= 8.8 Hz, 2H); 3.722 (p, *J*= 6.8 Hz, 2H); 1.323 (t, *J*= 6.6 Hz, 3H).

17.5 Preparation of *N*-ethyl 5-(4-iodobenzenesulfonamido)-2-(3-chloro-5-pyridyloxy)benzamide, sodium salt.



To a suspension of the compound produced in Example 17.4 (1.23 g) in methanol (15 mL) was added 1 eq of NaOH solution (2.23 mL 0.99N). Complete dissolution occurred and the solvent was removed under vacuum. The resulting oil was dissolved in 11 mL of 20% acetonitrile in water and lyophilized to afford 1.33 g of the title compound as a sodium salt monohydrate.

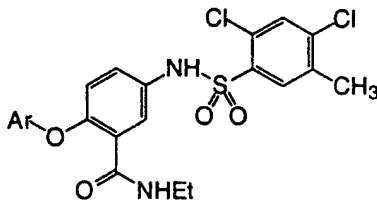
¹H NMR (400 MHz) (DMSO-d₆) δ 8.381 (s, 1H); 8.300 (s, 1H); 8.182 (br s, 1H); 7.867 (d, *J* = 7.7 Hz, 2H); 7.615 (dd, *J* = 8.9, 1.8 Hz, 1H); 7.327 (s, 1H); 7.055 (s, 1H); 7.038 (m, 1H); 6.877 (d, *J* = 8.8 Hz, 1H); 3.193 (p, *J* = 6.8 Hz, 2H); 1.006 (t, *J* = 6.8 Hz, 3H).

$C_{20}H_{16}N_3ISO_4ClNa \cdot H_2O$ calc: %C 40.18 %H 3.04 %N 7.03 found: %C 40.45 %H 2.89 %N 6.99

EXAMPLE 18

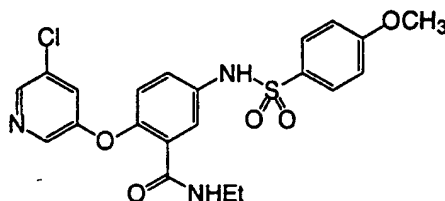
The compounds in Table D were prepared using methods similar to those provided in Example 17, substituting the appropriate phenol, naphthol, pyridinol or quinolinol for 5-chloro-3-pyridinol, and substituting 2,4-dichloro-5-methylbenzenesulfonyl chloride for 4-iodobenzenesulfonylchloride.

TABLE D

		
	Ar	MS (M + H)
18a	5-chloro-3-pyridinyl	514
18b	2-naphthyl	
18c	3-quinolinyl	530
18d	2-methyl-3-pyridinyl	494
18e	4-chlorophenyl	513
18f	3,4-difluorophenyl	515
18g	phenyl	479
18h	3-chlorophenyl	513
18i	3-methoxyphenyl	509
18j	3-(N,N-dimethylamino)phenyl	522

EXAMPLE 19

This example illustrates the preparation of N-ethyl 5-(4-methoxybenzenesulfonamido)-2-(3-chloro-5-pyridyloxy)benzamide



The aniline produced in Example 17.3 (0.42 g) was combined with
 5 4-methoxybenzenesulfonyl chloride (0.297 g) under the conditions provided in Example 17.4 to provide 0.3 g of the title compound as a crystalline product after flash chromatography. mp 146-147°C.

¹H NMR (400 MHz) (DMSO-d₆) δ 10.319 (s, 1H); 8.359 (d, *J*=1.9 Hz, 1H); 8.262 (t, *J*=5.6 Hz, 1H); 8.213 (d, *J*= 2.2 Hz, 1H); 7.700 (d, *J*=8.4 Hz, 2H); 7.383 (t, *J*=2.4
 10 Hz, 1H); 7.292 (d, *J*=2.4 Hz, 1H); 7.192 (dd, *J*= 8.8, 2.4 Hz, 1H); 7.077 (d, *J*= 8.8 Hz, 1H); 7.040 (d, *J*=8.8 Hz, 1H); 3.806 (s, 3H); 3.105 (p, *J*= 7 Hz, 2H); 0.901 (t, *J*= 7.2 Hz, 3H).

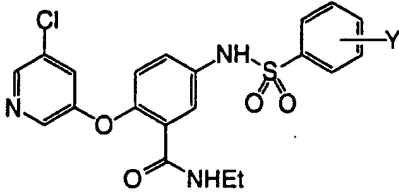
C₂₁H₂₀N₃SO₂Cl calc: %C 54.60 %H 4.36 %N 9.10 found: %C 54.38 %H 4.36 %N 8.95.

15

EXAMPLE 20

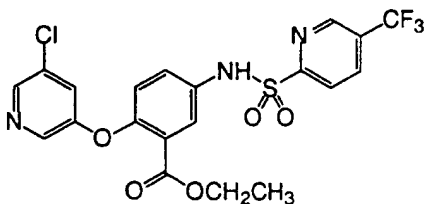
The compounds provided in Table E were prepared using the methods described in Example 17 and the appropriate aryl sulfonyl chloride.

TABLE E

		
	Y	MS (M + H)
20a	4-Cl	
20b	4-NO ₂	
20c	2-Cl, 4-CF ₃	
20d	2-OCF ₃ , 4-Br	
20e	3,4-Cl ₂	502
20f	2,4-Cl ₂ , 5-CH ₃	516
20g	2,4-Cl ₂	502
20h	4-I	559
20i	4- <i>tert</i> -butyl	489

EXAMPLE 21

This example illustrates the preparation of ethyl 5-(5-(5-trifluoromethyl-2-pyridinesulfonamido)-2-(3-chloro-5-pyridyloxy)benzoate).



5 **21.1 Preparation of ethyl 2-chloro-5-nitrobenzoate**

A solution of 2-chloro-5-nitrobenzoic acid (26 g) in ethanol (260 mL) and concentrated sulfuric acid (1 mL) was heated at reflux for 18 hr. The reaction mixture was cooled and K₂CO₃ was added to quench the reaction. The resulting mixture was filtered and concentrated. The residue was then suspended in ether and filtered to remove insoluble starting acid. The filtrate was washed with 4% KOH (110 mL), dried over MgSO₄ and concentrated to provide 16.2 g of ethyl 2-chloro-5-nitrobenzoate as a colorless oil which solidified on standing.

10

21.2 Preparation of ethyl 5-nitro-2-(3-chloro-5-pyridyloxy)benzoate

To a solution of the ester from Example 21.1 (3 g) and 3-chloro-5-hydroxypyridine (1.79 g) in DMF (20 mL) was added 2 g of K_2CO_3 . The resulting mixture was heated at 50°C and the reaction progress was monitored by TLC. On completion, the reaction mixture was diluted into water and extracted with ether. The organic phase was dried over $MgSO_4$, filtered and concentrated to give 4.19 g of the title compound.

1H NMR (400 MHz) ($CDCl_3$) δ 8.904 (d, $J=2.8$ Hz, 1H); 8.508 (d, $J=1.9$ Hz, 1H); 8.459 (dd, $J=7.6, 2.8$ Hz, 1H); 8.399 (d, $J=2.5$ Hz, 1H); 7.447 (t, $J=2.3$ Hz, 1H); 7.220 (d, $J=9$ Hz, 1H) 4.451 (q, $J=7.2$ Hz, 2H); 1.411 (t, $J=7.2$ Hz, 3H)

21.3 Preparation of ethyl 5-amino-2-(3-chloro-5-pyridyloxy)benzoate

Using the method described in Example 17.3, the product from Example 21.2 (4.1 g) in ethanol (120 mL) was converted to ethyl 5-amino-2-(3-chloro-5-pyridyloxy)benzoate (1.79 g, mp 110-112°C).

1H NMR (400 MHz) ($DMSO-d_6$) δ 8.250 (s, 1H); 8.142 (s, 1H); 7.192 (s, 1H); 7.113 (s, 1H); 6.979 (d, $J=8.4$ Hz, 1H); 6.834 (d, $J=8.6$ Hz, 1H); 5.466 (s, 2H); 4.078 (q, $J=7$ Hz, 2H); 1.0091 (t, $J=7$ Hz, 3H)

21.4 Preparation of 5-trifluoromethyl-2-pyridinethiol

5-Trifluoromethyl-2-chloropyridine (14.75 g) was converted to 5-trifluoromethyl-2-pyridinethiol (7.12 g, mp 165-167°C) by the method of Lansbury (*J. Amer. Chem. Soc.*, **92**: 5649 (1970)).

21.5 Preparation of 5-trifluoromethyl-2-pyridylsulfonylchloride

The pyridinethiol of Example 21.4 was converted to the corresponding sulfonyl chloride using the method of Fors, *et al.*, *J. Org. Chem.* **63**:7348 (1998). Briefly, the pyridinethiol (3.5 g) was suspended in 1M HCL (53 mL) and cooled in ice. Chlorine gas was bubbled into the tared reaction flask until 3 eq (4.2 g) had been added. The resulting white solid was dissolved in cold methylene chloride (25 mL) and extracted from the HCl solution. The aqueous layer was washed with an additional 12.5 mL of methylene chloride. The presence of active chlorine was monitored by KI solution and isoprene (800 μ L) was added to decompose residual chlorine. A total of 37.5 g of solution of sulfonyl chloride in methylene chloride was obtained. Rough titration of this solution with an aniline showed an effective concentration of about 0.15 g/mL. The titrated solution was kept cold (dry ice) until used.

21.6 Preparation of ethyl 5-(5-trifluoromethyl-2-pyridinesulfonamido)-2-(3-chloro-5-pyridyloxy)benzoate

In a manner similar to Example 17.4, the aniline produced in Example 21.3 (0.23 g) was taken up in methylene chloride (2.5 mL) and pyridine (0.25 mL), and treated

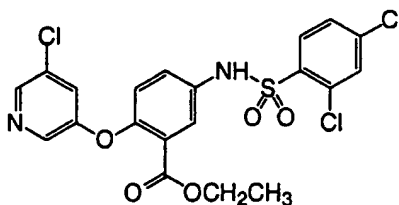
with 1.5 mL of the solution from Example 21.5. After flash chromatography and trituration with ether, the title sulfonamide (58 mg) was obtained. mp 133-135°C.

¹H NMR (400 MHz) (DMSO-d₆) δ 11.106 (s, 1H); 9.190 (dd, *J*=1.6, 0.8 Hz, 1H); 8.524 (dd, *J*=8, 2.4 Hz, 1H); 8.333 (d, *J*= 2 Hz, 1H); 8.168 (t, *J*=2.8 Hz, 1H); 7.689 (d, *J*=2.8 Hz, 1H); 7.460 (dd, *J*=8.8, 3.2 Hz, 1H); 7.345 (t, *J*= 2 Hz, 1H); 4.116 (q, *J*= 7.2 Hz, 2H); 1.037 (t, *J*= 7.2 Hz, 3H).

C₂₀H₁₅N₃F₃SO₃Cl calc: %C 47.87 %H 3.01 %N 8.37 found: %C 47.93 %H 3.00 %N 8.30.

EXAMPLE 22

10 This example illustrates the preparation of ethyl 5-(2,4-dichlorobenzene-sulfonamido)-2-(3-chloro-5-pyridyloxy)benzoate.



The aniline produced in Example 21.3 (1.5 g) was converted to the title compound using 2,4-dichlorobenzenesulfonyl chloride (1.26 g) in a manner similar to that described in Example 17.4. The title compound (1.99 g) was obtained as a crystalline product following flash chromatography and trituration with hexane.

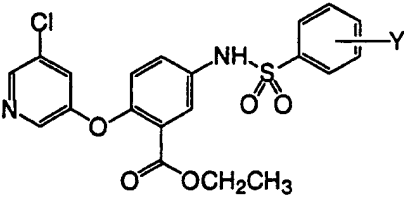
15 ¹H NMR (400 MHz) (CDCl₃) δ 8.279 (br s, 1H); 8.131 (br s, 1H); 7.966 (d, *J*= 8.7 Hz, 1H); 7.669 (d, *J*= 2.8 Hz, 1H); 7.560 (d, *J*= 1.9 Hz, 1H); 7.381 (m, 2H); 7.159 (br s, 1H); 7.081 (t, *J*=1.9 Hz, 2H); 6.979 (d, *J*=8 Hz, 1H); 4.221 (q, *J*= 7 Hz, 2H); 1.175 (t, *J*= 7Hz, 3H).

20

EXAMPLE 23

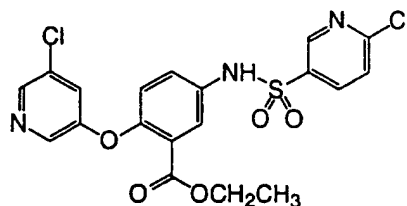
The compounds provided in Table F were prepared using the methods described in Example 22 and the appropriate aryl sulfonyl chloride.

TABLE F

		
	Y	MS (M + H)
23a (Example 14)	4-CH ₃	447
23b (Example 3)	2-OCH ₃ , 5-Br	542.9
23c	3-Cl, 4-F	
23d (Example 4)	3,4-(OCH ₃) ₂	493
23e	3,4-Cl ₂	
23f (Example 5)	2-CH ₃ , 5-NO ₂	492
23g (Example 6)	2,6-Cl ₂	503
23h (Example 7)	2,4-Cl ₂ , 6-CH ₃	517
23i (Example 8)	4-Cl	467

EXAMPLE 24

This example illustrates the preparation of ethyl 5-(6-chloro-3-pyridinesulfonamido)-2-(3-chloro-5-pyridyloxy)benzoate.



- 5 The aniline produced in Example 21.3 was converted to the title compound using 2-chloropyridine-5-sulfonyl chloride in a manner similar to that described in Example

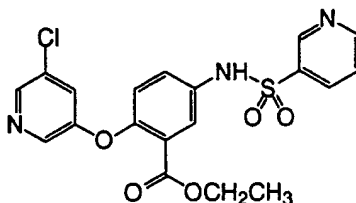
17.4. The title compound was obtained as a crystalline product following flash chromatography and trituration with hexane. mp 166-168°C.

¹H NMR (400 MHz) (CDCl₃) δ 10.827 (s, 1H); 8.745 (d, *J*= 2.6 Hz, 1H); 8.341 (d, *J*= 1.8 Hz, 1H); 8.184 (d, *J*= 2.6 Hz, 2H); 8.152 (dd, *J*= 8.4, 2.6 Hz, 1H); 7.762 (d, *J*=8.4 Hz, 1H); 7.62 (d, *J*=2.7 Hz, 1H); 7.397 (dd, *J*=8.6, 2.8 Hz, 1H); 7.381 (d, *J*=1.1 Hz, 1H); 7.269 (d, *J*=8.8 Hz, 1H); 4.121 (q, *J*= 7 Hz, 2H); 1.043 (t, *J*= 7.1 Hz, 3H).

C₁₉H₁₅N₃Cl₂SO₅ calc: %C 48.73 %H 3.23 %N 8.97 found: %C 48.49 %H 3.33 %N 8.71.

EXAMPLE 25

10 This example illustrates the preparation of ethyl 5-(3-pyridinesulfonamido)-2-(3-chloro-5-pyridyloxy)benzoate.



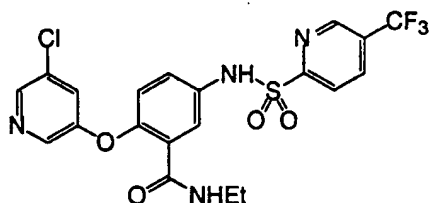
The aniline produced in Example 21.3 was converted to the title compound using pyridine-3-sulfonyl chloride in a manner similar to that described in Example 17.4. The title compound was obtained as a crystalline product following flash chromatography and trituration with ethyl acetate/hexane. mp 120-122°C.

¹H NMR (400 MHz) (CDCl₃) δ 10.775 (s, 1H); 8.906 (d, *J*= 1.8 Hz, 1H); 8.817 (d, *J*= 1.6 Hz, 1H); 8.334 (d, *J*= 2.1 Hz, 1H); 8.159 (d, *J*= 2.5 Hz, 1H); 8.138 (ddd, *J*= 8.1, 2.4, 1.1 Hz, 1H); 7.630 (ddd, *J*= 8.1, 4.8, 1.1 Hz, 1H); 7.623 (d, *J*= 2.9 Hz, 1H); 7.393 (dd, *J*= 8.8, 2.8 Hz, 1H); 7.358 (d, *J*=2.3 Hz, 1H); 7.228 (d, *J*=8.8 Hz, 1H); 4.113 (q, *J*= 7.2 Hz, 2H); 1.035 (t, *J*= 7.1 Hz, 3H).

C₁₉H₁₆N₃ClSO₅ calc: %C 52.60 %H 3.72 %N 9.68 found: %C 52.54 %H 3.78 %N 9.40.

EXAMPLE 26

25 This example illustrates the preparation of N-ethyl 5-(5-trifluoromethyl-2-pyridinesulfonamido)-2-(3-chloro-5-pyridyloxy)benzamide.



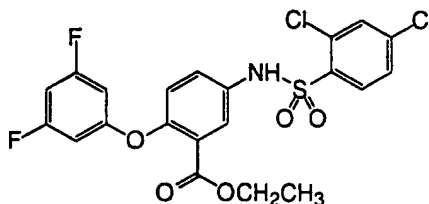
The aniline (56 mg) produced in Example 17.3 was converted to the title compound using the sulfonyl chloride produced in Example 21.5, in a manner similar to that described in Example 21.6. The title compound (33 mg) was obtained as a crystalline product. mp 147-148°C.

- 5 $^1\text{H NMR}$ (400 MHz) (DMSO-d_6) δ 10.989 (s, 1H); 9.189 (s, 1H); 8.532 (d, $J=8.4$ Hz, 1H); 8.363 (d, $J=2.4$ Hz, 1H); 8.278 (t, $J=5.2$ Hz, 1H); 8.229 (d, $J=2.4$ Hz, 1H); 8.193 (d, $J=8$ Hz, 1H); 7.416 (d, $J=2$ Hz, 1H); 7.350 (d, $J=2.8$ Hz, 1H); 7.266 (dd, $J=8.4, 2.4$ Hz, 1H); 7.050 (d, $J=8.8$ Hz, 1H); 3.105 (p, $J=6.8$ Hz, 2H); 0.904 (t, $J=6.8$ Hz, 3H).

10

EXAMPLE 27

This example illustrates the preparation of ethyl 5-(2,4-dichlorophenylsulfonamido)-2-(3,5-difluorophenoxy)benzoate.

**27.1 Preparation of ethyl 5-nitro-2-(3,5-difluorophenoxy)benzoate**

- 15 Using the method described in Example 21.2, ethyl 2-chloro-5-nitrobenzoate (0.6 g) and 3,5-difluorophenol (0.34 g) were combined to provide 0.8 g of the title compound.

$^1\text{H NMR}$ (400 MHz) (CDCl_3) δ 8.955 (d, $J=2.9$ Hz, 1H); 8.497 (dd, $J=9.1, 2.8$ Hz, 1H); 7.272 (d, $J=9.2$ Hz, 1H); 6.797 (dd, $J=11, 8.8$ Hz, 1H); 6.688 (dd, $J=6.9, 1.4$ Hz, 1H) 4.501 (q, $J=7$ Hz, 2H); 1.465 (t, $J=7.1$ Hz, 3H).

27.2 Preparation of ethyl 5-amino-2-(3,5-difluorophenoxy)benzoate

- 20 Using the method of Example 17.3, ethyl 5-nitro-2-(3,5-difluorophenoxy)benzoate (0.76 g) in ethanol (7 mL) and THF (3 mL) was converted to the corresponding aniline derivative which was obtained as an oil (0.696 g).

¹H NMR (400 MHz) (CDCl₃) δ 7.108 (d, *J*=2.9 Hz, 1H); 7.097 (s, 1H); 6.762 (d, *J*= 8.6 Hz, 1H); 6.692 (dd, *J*=8.6, 2.9 Hz, 1H); 6.263 (tt, *J*=9, 2.2 Hz, 1H); 6.182 (dd, *J*=8.7, 2.2 Hz, 1H); 4.037 (q, *J*= 7.2 Hz, 2H); 0.988 (t, *J*= 7.1 Hz, 3H).

27.3 *Preparation of ethyl 5-(2,4-dichlorobenzenesulfonamido)-2-(3,5-difluorophenoxy)benzoate*

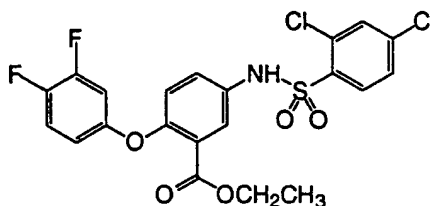
To the aniline product of Example 27.2 (0.175 g) was added 2,4-dichlorobenzenesulfonyl chloride (0.149 g) under conditions similar to those employed in Example 17.4. The title compound was obtained as a crystalline product (0.227 g) following flash chromatography and trituration with hexane. mp 100-102°C.

¹H NMR (400 MHz) (CDCl₃) δ 7.973 (d, *J*=8.5 Hz, 1H); 7.664 (d, *J*=2.8 Hz, 1H); 7.567 (d, *J*= 1.9 Hz, 1H); 7.381 (m, 2H); 7.174 (br s, 1H); 6.997 (d, *J*=8.8 Hz, 2H); 6.502 (tt, *J*=8.9, 2.3 Hz, 1H); 6.324 (m, 2H); 4.232 (q, *J*= 7.2 Hz, 2H); 1.192 (t, *J*= 7.1 Hz, 3H).

C₂₁H₁₅F₂Cl₂SNO₃ calc: %C 50.21 %H 3.01 %N 2.79 found: %C 50.46
%H 3.13 %N 2.82.

EXAMPLE 28

This example illustrates the preparation of ethyl 5-(2,4-dichlorobenzenesulfonamido)-2-(3,4-difluorophenoxy)benzoate.



28.1 *Preparation of ethyl 5-nitro-2-(3,4-difluorophenoxy)benzoate*

Using the method described in Example 21.2, ethyl 2-chloro-5-nitrobenzoate (0.6 g) and 3,4-difluorophenol (0.34 g) were combined to provide 0.8 g of the title compound as an oil.

¹H NMR (400 MHz) (CDCl₃) δ 8.772 (d, *J*=2.9 Hz, 1H); 8.288 (dd, *J*=9.1, 2.9 Hz, 1H); 7.206 (d, *J*= 8.9 Hz, 1H); 6.980 (d, *J*=9.2 Hz, 1H); 6.928 (ddd, *J*=10.6, 6.5, 2.9 Hz, 1H); 4.383 (q, *J*= 7.1 Hz, 2H); 1.358 (t, *J*= 7.1 Hz, 3H).

28.2 *Preparation of ethyl 5-amino-2-(3,4-difluorophenoxy)benzoate*

Using the method of Example 17.3, ethyl 5-nitro-2-(3,4-difluorophenoxy)benzoate (0.76 g) in ethanol (8 mL) was converted to the corresponding aniline derivative which was obtained as an oil (0.67 g).

¹H NMR (400 MHz) (CDCl₃) δ 7.233 (d, *J*=2.8 Hz, 1H); 7.018 (q, *J*=9 Hz, 1H); 6.877 (d, *J*= 8.6 Hz, 1H); 6.821 (dd, *J*=8.6, 2.9 Hz, 1H); 6.646 (ddd, *J*=11.7, 6.6, 3 Hz, 1H); 6.542 (dtd, *J*=9.1, 3.2, 1.7 Hz, 1H); 4.191 (q, *J*= 7.2 Hz, 2H); 1.150 (t, *J*= 7.1 Hz, 3H).

5 28.3 *Preparation of ethyl 5-(2,4-dichlorobenzenesulfonamido)-2-(3,4-difluorophenoxy)benzoate*

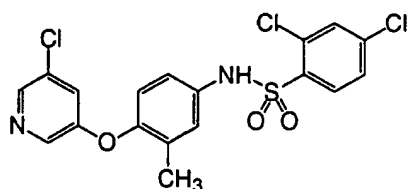
To the aniline product of Example 28.2 (0.17 g) was added 2,4-dichlorobenzenesulfonyl chloride ((0.15 g) under conditions similar to those employed in Example 17.4. The title compound was obtained as crystals (80 mg) following flash
10 chromatography and trituration with ether. mp 106-108°C.

¹H NMR (400 MHz) (DMSO-*d*₆) δ 10.974 (s, 1H); 8.030 (d, *J*=8.5 Hz, 1H); 7.904 (d, *J*=1.9 Hz, 1H); 7.649 (dd, *J*=8.5, 2.1 Hz, 1H); 7.570 (d, *J*=2.7 Hz, 1H); 7.364 (d, *J*=9.2 Hz, 1H); 7.327 (dd, *J*=8.8, 2.7 Hz, 1H); 7.085 (d, *J*= 8.9 Hz, 1H); 6.981 (ddd, *J*= 9.7, 6.7, 3 Hz, 1H); 6.599 (dt, *J*=9, 1.4 Hz, 1H); 4.126 (q, *J*= 7 Hz, 2H); 1.082 (t, *J*= 7 Hz,
15 3H).

C₂₁H₁₅NSO₅Cl₂F₂ calc: %C 50.21 %H 3.01 %N 2.79 found: %C 50.16
%H 3.03 %N 2.81.

EXAMPLE 29

This example illustrates the preparation of 4-(3-chloro-5-pyridyloxy)-5-(2,4-dichlorobenzenesulfonamido)toluene.
20



29.1 *Preparation of 2-(3-chloro-5-pyridyloxy)-5-nitrotoluene*

2-Fluoro-5-nitrotoluene (5.08 g) and 3-chloro-5-hydroxypyridine (4.25 g) were combined at 80°C using a method similar to that of Example 21.2 to provide 7.1 g of 2-(3-chloro-5-pyridyloxy)-5-nitrotoluene. mp 80-82°C.

25 ¹H NMR (400 MHz) (CDCl₃) δ 8.438 (d, *J*= 2 Hz, 1H); 8.316 (d, *J*=2.3 Hz, 1H); 8.210 (d, *J*= 2.6 Hz, 1H); 8.083 (d,d, *J*=8.8, 2.9 Hz, 1H); 7.337 (t, *J*= 2.2 Hz, 1H); 6.872 (t, *J*= 7.7 Hz, 1H); 6.913 (d, *J*= 8.8 Hz, 1H); 2.403 (s, 3H).

29.2 *Preparation of 2-(3-chloro-5-pyridyloxy)-5-aminotoluene*

The nitrotoluene derivative (2.96 g) produced in Example 29.1 was converted to
30 the corresponding amine derivative using the method described in Example 17.3 (with

methanol/THF as solvent). The title compound was obtained as a solid (2.67 g). mp 48-50°C.

¹H NMR (400 MHz) (CDCl₃) δ 8.629 (m, *J*= 2 Hz, 2H); 7.485 (t, *J*= 2.2 Hz, 1H); 7.220 (d, *J*= 8.4 Hz, 1H); 7.027 (d, *J*= 2.9 Hz, 1H); 6.971 (dd, *J*=8.4, 2.6 Hz, 1H);
5 2.512 (s, 3H).

29.3 *Preparation of 2-(3-chloro-5-pyridyloxy)-5-(2,4-dichlorobenzenesulfonamido)-toluene*

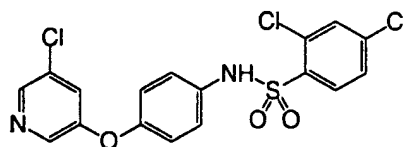
To the aminotoluene product of Example 29.2 (0.42 g) was added 2,4-dichlorobenzenesulfonyl chloride ((0.444 g) under conditions similar to those employed in
10 Example 17.4. The title compound was obtained as a crystalline product (0.473 g) following flash chromatography and trituration with hexane. mp 126-128°C.

¹H NMR (400 MHz) (CDCl₃) δ 8.284 (s, 1H); 8.145 (s, 1H); 7.951 (d, *J*= 8.5 Hz, 1H); 7.557 (d, *J*= 2 Hz, 1H); 7.358 (dd, *J*= 8.5, 2 Hz, 1H); 7.127 (br s, 1H); 7.078 (m, 2H); 6.968 (dd, *J*=8.7, 2.6 Hz, 1H); 6.805 (d, *J*=8.7 Hz, 1H); 2.148 (s, 3H).

15 C₁₈H₁₃N₂Cl₃SO₃ calc: %C 48.72 %H 2.95 %N 6.31 found: %C 48.81 %H 3.03 %N 6.25.

EXAMPLE 30

This example illustrates the preparation of 1-(3-chloro-5-pyridyloxy)-4-(2,4-dichlorobenzenesulfonamido)benzene.



20 30.1 *Preparation of 4-(3-chloro-5-pyridyloxy)-nitrobenzene*

4-Fluoro-nitrobenzene (5.0 g) and 3-chloro-5-hydroxypyridine (4.59 g) were combined at 60°C using a method similar to that of Example 21.2 to provide 7.78 g of 4-(3-chloro-5-pyridyloxy)nitrobenzene. mp 80-82°C.

¹H NMR (400 MHz) (CDCl₃) δ 8.492 (d, *J*= 1.9 Hz, 1H); 8.380 (d, *J*= 2.4
25 Hz, 1H); 8.289 (d, *J*= 9.2 Hz, 2H); 7.443 (d, *J*=2.2 Hz, 1H); 7.115 (d, *J*=9.2 Hz, 1H).

30.2 *Preparation of 4-(3-chloro-5-pyridyloxy)-aniline*

The nitrobenzene derivative (7.7 g) produced in Example 30.1 was converted to the corresponding aniline derivative using the method described in Example 17.3 (with methanol/THF as solvent). The title compound was obtained as a solid (6.7 g).

30.3 Preparation of 1-(3-chloro-5-pyridyloxy)-4-(2,4-dichlorobenzenesulfonamido)benzene

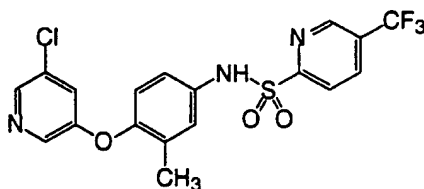
To the aniline product of Example 30.2 (0.45 g) was added 2,4-dichlorobenzenesulfonyl chloride ((0.533 g) under conditions similar to those employed in Example 17.4. The title compound was obtained as a crystalline product (0.643 g) following flash chromatography and trituration with ethyl acetate/hexane. mp 132-134°C.

¹H NMR (400 MHz) (CDCl₃) δ 10.709 (s, 1H); 8.388 (d, J= 1.8 Hz, 1H); 8.251 (d, J= 2 Hz, 1H); 7.987 (d, J= 8.5 Hz, 1H); 7.874 (d, J= 2 Hz, 1H); 7.610 (dd, J= 8.7, 2 Hz, 1H); 7.485 (d, J= 2.1 Hz, 1H); 7.133 (d, J=9 Hz, 2H); 7.039 (d, J= 9 Hz, 2H).

C₁₇H₁₁N₂Cl₃SO₃ calc: %C 47.52 %H 2.58 %N 6.52 found: %C 47.69 %H 2.65 %N 6.51.

EXAMPLE 31

This example illustrates the preparation of 2-(3-chloro-5-pyridyloxy)-5-(5-trifluoromethyl-2-pyridinesulfonamido)toluene.



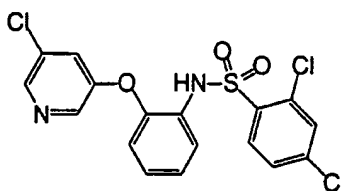
The aniline produced in Example 29.2 (0.195 g) was converted to the title compound using the sulfonyl chloride produced in Example 21.5 (1.5 mL of solution), in a manner similar to that described in Example 21.6. The title compound was obtained as a crystalline product (85 mg) after filtration of the crude product through silica and trituration in ether. mp 147-148°C.

¹H NMR (400 MHz) (CDCl₃) δ 10.795 (s, 1H); 9.192 (br s, 1H); 8.509 (dd, J= 8.2, 1.9 Hz, 1H); 8.352 (d, J= 1.9 Hz, 1H); 8.190 (d, J= 2.6 Hz, 1H); 8.171 (d, J= 8.6 Hz, 1H); 7.334 (t, J= 2.2 Hz, 1H); 7.128 (d, J= 2.2 Hz, 1H); 7.017 (dd, J=8.6, 2.8 Hz, 1H); 6.936 (d, J= 8.6 Hz, 1H); 2.082 (s, 3H).

C₁₈H₁₃N₃Cl₃SO₃•0.25H₂O calc: %C 48.22 %H 3.04 %N 9.37 found: %C 48.16 %H 2.97 %N 9.22.

EXAMPLE 32

This example illustrates the preparation of 1-(3-chloro-5-pyridyloxy)-2-(2,4-dichlorobenzenesulfonamido)benzene.



32.1 *Preparation of 2-(3-chloro-5-pyridyloxy)-nitrobenzene*

2-Fluoro-nitrobenzene (5.0 g) and 3-chloro-5-hydroxypyridine (4.59 g) were combined at 80°C for 1 hr, using a method similar to that of Example 21.2 to provide 8.56 g of 2-(3-chloro-5-pyridyloxy)nitrobenzene.

5 32.2 *Preparation of 2-(3-chloro-5-pyridyloxy)-aniline*

The nitrobenzene derivative (8.56 g) produced in 32.1 was converted to the corresponding aniline derivative using the method described in Example 17.3. The title compound was obtained as a solid (4.96 g). mp 90-92°C.

10 32.3 *Preparation of 1-(3-chloro-5-pyridyloxy)-2-(2,4-dichlorobenzoylsulfonyl)aniline*

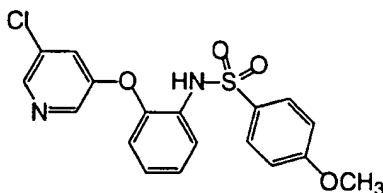
To the aniline product of Example 32.2 (0.41 g) was added 2,4-dichlorobenzoylsulfonyl chloride (0.452 g) under conditions similar to those employed in Example 17.4. The title compound was obtained as a crystalline product (0.278 g) following flash chromatography and trituration with methylene chloride/methanol. mp 168-170°C.

15 ¹H NMR (400 MHz) (CDCl₃) δ 10.373 (s, 1H); 8.318 (d, J= 1.9 Hz, 1H); 7.982 (d, J= 2.2 Hz, 1H); 7.793 (d, J= 8.6 Hz, 1H); 7.538 (d, J= 2.2 Hz, 1H); 7.474 (dd, J= 8.4, 2 Hz, 1H); 7.429 (dd, J= 7.6, 2 Hz, 1H); 7.264 (m, 2H); 7.070 (dd, J=7.6, 2 Hz, 1H); 6.897 (t, J= 2.2 Hz, 1H).

20 C₁₇H₁₁N₂Cl₃SO₃ calc: %C 47.52 %H 2.58 %N 6.52 found: %C 47.26 %H 2.57 %N 6.42.

EXAMPLE 33

This example illustrates the preparation of 1-(3-chloro-5-pyridyloxy)-2-(4-methoxybenzenesulfonyl)aniline.



25 The aniline produced in Example 32.2 (0.41 g) was converted to the title compound using 4-methoxybenzenesulfonyl chloride (0.384 g), in a manner similar to that

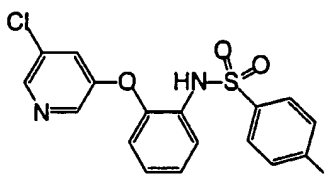
described in Example 17.4. The title compound was obtained as a crystalline product (0.28 g) after flash chromatography and trituration with ether. mp 128.5-131°C.

¹H NMR (400 MHz) (CDCl₃) δ 9.905 (s, 1H); 8.311 (d, *J*= 1.8 Hz, 1H); 8.033 (d, *J*= 2.6 Hz, 1H); 7.561 (d, *J*= 8.9 Hz, 2H); 7.456 (dd, *J*= 7.6, 3 Hz, 1H); 7.20 (m, 2H); 7.026 (dd, *J*= 7.4, 3 Hz, 1H); 6.908 (d, *J*= 8.9 Hz, 1H); 6.897 (d, *J*= 3 Hz, 1H); 3.772 (s, 3H).

C₁₈H₁₅N₂ClSO₄ calc: %C 55.32 %H 3.87 %N 7.17 found: %C 55.35 %H 3.82 %N 7.08.

EXAMPLE 34

10 This example illustrates the preparation of 1-(3-chloro-5-pyridyloxy)-2-(4-iodobenzenesulfonamido)benzene.



The aniline produced in Example 32.2 (0.4 g) was converted to the title compound using 4-iodobenzenesulfonyl chloride (0.557 g). The title compound was obtained as a crystalline product (0.54 g). mp 168-170°C.

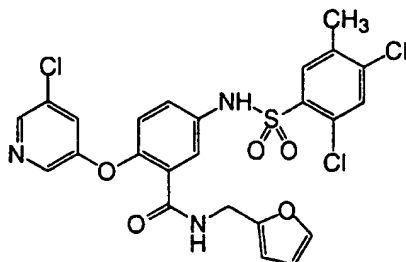
15 ¹H NMR (400 MHz) (CDCl₃) δ 10.170 (s, 1H); 8.332 (d, *J*= 3.1 Hz, 1H); 8.021 (d, *J*= 2.6 Hz, 1H); 7.789 (d, *J*= 7.9 Hz, 2H); 7.42 (m, 1H); 7.394 (d, *J*= 7.9 Hz, 2H); 7.229 (m, 2H); 7.042 (m, 1H); 6.942 (t, *J*= 1.9 Hz, 1H).

C₁₇H₁₂N₂ClISO₃ calc: %C 41.95 %H 2.49 %N 5.76 found: %C 42.00 %H 2.46 %N 5.73.

20

EXAMPLE 35

This example illustrates the preparation of N-(2-furanylmethyl) 5-(2,4-dichloro-5-methylbenzenesulfonamido)-2-(3-chloro-5-pyridyloxy)benzamide.



35.1 Preparation of *N*-(2-furanylmethyl) 2-fluoro-5-nitrobenzamide

To a 0.2M solution of 2-fluoro-5-nitrobenzoic acid (1.0 g, 5.4 mmol, Aldrich) in anhydrous THF at ambient temperature was added furfurylamine (1.1 g, 5.9 mmol), HBTU (2.24g g, 5.9 mmol, Chem-Impex), HOBT (0.8 g, 5.9 mmol, Novabiochem) and NMM (0.59 mL, 5.4 mmol, Aldrich). The resulting solution was stirred for 18 hr. To the reaction mixture was added a 1M solution of aqueous hydrochloric acid (30 mL). The crude mixture was extracted 3x with EtOAc (50 mL). The organic layers were combined, washed one time with a saturated aqueous solution of NaHCO₃ (100 mL), one time with brine (100 mL), dried over Na₂SO₄, and concentrated under vacuum to yield 1.4 g (100%) of product as an off white solid which was used without further purification.

¹H NMR (400MHz, DMSO-d₆) δ 9.11 (t, J = 5.6Hz, 1H), 8.45-8.35 (m, 2H), 7.67-7.55 (m, 2H), 6.41 (dd, J = 3.28, 1.76 Hz, 1H), 6.37 (d, J = 2.8 Hz, 1H), 4.5 (d, J = 5.8 Hz, 2H).

MS (EI): *m/z* 264 (15, M+), 263 (100, M-H).

Anal. Calcd for C₁₂H₉FN₂O₄: C, 54.55; H, 3.43; N, 10.6. Found: C, 54.74; H, 3.54; N, 10.47.

35.2 Preparation of *N*-(2-furanylmethyl) 5-nitro-2-(3-chloro-5-pyridyloxy)benzamide

To a 0.08M solution of *N*-(2-furanylmethyl) 2-fluoro-5-nitrobenzamide (2.64 g, 10 mmol, from Example 35.1) in anhydrous DMSO was added 5-chloro-3-pyridinol (1.36 g, 10.5 mmol, Acros) followed by K₂CO₃ (1.38 g, 10 mmol). The resulting mixture was stirred at ambient temperature for 1 hr. The crude reaction mixture was diluted with a 1M solution of aqueous hydrochloric acid (125 mL) and extracted 3x with EtOAc (125 mL). The organic layers were combined and washed twice with brine (200 mL), dried over Na₂SO₄, and concentrated under vacuum to yield 3.7 g (100%) of *N*-(2-furanylmethyl) 5-nitro-2-(3-chloro-5-pyridyloxy)benzamide as a pale yellow foam which was used without further purification.

¹H NMR (400MHz, DMSO-d₆) δ 9.04 (t, J = 5.6Hz, 1H), 8.56 (d, J = 1.83 Hz, 1H), 8.48 (d, J = 2.2 Hz, 1H), 8.45 (d, J = 2.8 Hz, 1H), 8.31 (dd, J = 9.2, 2.9 Hz, 1H), 7.88 (dd, J = 2.4, 2.2 Hz, 1H), 7.55 (d, J = 1.8 Hz, 1H), 7.23 (d, J = 9.1 Hz, 1H), 6.38 (dd, J = 3.1, 1.9 Hz, 1H), 6.25 (d, J = 3.2 Hz, 1H), 4.6 (d, J = 5.6 Hz, 2H).

MS (EI): *m/z* 375 (7, M-H), 374 (38, M-H), 373 (22, M-H), 372 (100, M-H).

35.3 Preparation of *N*-(2-furanylmethyl) 5-amino-2-(3-chloro-5-pyridyloxy)benzamide

To a 0.08M solution of *N*-(2-furanylmethyl) 5-nitro-2-(3-chloro-5-pyridyloxy)benzamide (3.7 g, 10 mmol, prepared in Example 35.2) in MeOH was added a 50% aqueous slurry of Raney nickel (~6 mL). Hydrogen was then bubbled through the

resulting solution for one minute. The resulting mixture was stirred at ambient temperature under one atmosphere of hydrogen for 16 hr. The crude reaction mixture was filtered through a pad of Celite® and the filter cake was washed 3x with MeOH. NOTE: Raney nickel is pyrophoric and should always be kept wet with solvent during the filtration. The Raney nickel can be quenched by adding 6M aqueous HCl. The filtrate was concentrated in the presence of benzene to azeotropically remove water. The residue was purified by chromatography (1-3% MeOH in CH₂Cl₂) to yield 2.6 g (76%) of N-(2-furanylmethyl) 5-amino-2-(3-chloro-5-pyridyloxy)benzamide as a pale brown solid.

¹H NMR (400MHz, DMSO-d₆) δ 8.65 (t, J = 5.9Hz, 1H), 8.28 (d, J = 2.2 Hz, 1H), 8.14 (d, J = 2.6 Hz, 1H), 7.48 (d, J = 1.8 Hz, 1H), 7.22 (dd, J = 2.4, 2.0 Hz, 1H), 6.89 (d, J = 8.7 Hz, 1H), 6.78 (d, J = 2.8 Hz, 1H), 6.69 (dd, J = 8.6, 2.7 Hz, 1H), 6.31 (dd, J = 3.2, 1.6 Hz, 1H), 6.05 (d, J = 3.3 Hz, 1H), 5.33 (s, 2H) 4.29 (d, J = 5.9 Hz, 2H).

MS (EI): m/z 347 (11, M+H), 346 (32, M+H), 345 (20, M+H), 344 (100, M+H).

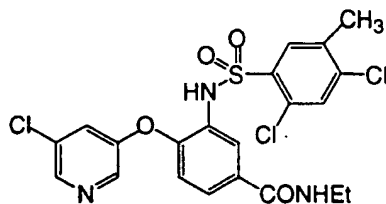
Anal. Calcd for C₁₇H₁₄ClN₃O₃: C, 59.4; H, 4.1; N, 12.22; Cl, 10.31. Found: C, 59.45; H, 4.17; N, 12.08; Cl, 10.43.

35.4 Preparation of N-(2-furanylmethyl) 5-(2,4-dichloro-5-methylbenzenesulfonamido)-2-(3-chloro-5-pyridyloxy)benzamide

To a 0.2M solution of N-(2-furanylmethyl) 5-amino-2-(3-chloro-5-pyridyloxy)benzamide (2.6 g, 7.6 mmol, prepared in Example 35.3) in a 1:1 THF/CH₂Cl₂ solution was added pyridine (0.67 mL, 8.3 mmol) followed by 2,4-dichloro-5-methylbenzenesulfonyl chloride (2.16 g, 8.3 mmol). The resulting mixture was stirred for 21 hr. A 1M aqueous solution of HCl (100 mL) was added and the crude reaction mixture was extracted 3x with EtOAc (100 mL). The organic layers were combined and washed once with a brine solution (200 mL), dried over Na₂SO₄, and concentrated under vacuum. The crude solid was purified by chromatography (10-40% EtOAc in hexane) to yield 3.86 g (90%) of product as an off white solid.

EXAMPLE 36

This example illustrates the preparation of N-ethyl 3-(2,4-dichloro-5-methylbenzenesulfonamido)-4-(3-chloro-5-pyridyloxy)benzamide.



36.1 Preparation of *N*-ethyl 4-fluoro-3-nitrobenzamide

N-Ethyl 4-fluoro-3-nitrobenzamide was synthesized (100%) in a similar manner as described in Example 35.1, substituting a 2M solution of ethylamine in THF for furfurylamine.

5 $^1\text{H NMR}$ (400MHz, DMSO- d_6) δ 8.82 (t, J = 4.4 Hz, 1H), 8.62 (dd, J = 7.3, 2.4 Hz, 1H), 8.26 (ddd, J = 8.3, 6.7, 2.4 Hz, 1H), 7.7 (dd, J = 11.1, 8.8 Hz, 1H), 3.3 (pentet, J = 7.2 Hz, 2H), 1.15 (t, J = 7.3 Hz, 3H).

36.2 Preparation of *N*-ethyl 3-nitro-4-(3-chloro-5-pyridyloxy)benzamide

10 N-ethyl 3-nitro-4-(3-chloro-5-pyridyloxy)benzamide was synthesized (100%) in a similar manner as described in Example 35.2, beginning with N-ethyl 4-fluoro-3-nitrobenzamide.

$^1\text{H NMR}$ (400MHz, DMSO- d_6) δ 8.78 (t, J = 5.3 Hz, 1H), 8.59 (d, J = 2.2 Hz, 1H), 8.53 (d, J = 2.1 Hz, 1H), 8.48 (d, J = 2.3 Hz, 1H), 8.18 (dd, J = 8.7, 2.2 Hz, 1H), 7.89 (dd, J = 2.2, 2.2 Hz, 1H), 7.42 (d, J = 8.6 Hz, 1H), 3.4-3.2 (m, 2H), 1.14 (t, J = 7.2 Hz, 3H).

15 MS (EI): m/z 325 (8, M+H), 324 (40, M+H), 323 (20, M+H), 322 (100, M+H).

36.3 Preparation of *N*-ethyl 3-amino-4-(3-chloro-5-pyridyloxy)benzamide

20 N-ethyl 3-amino-4-(3-chloro-5-pyridyloxy)benzamide was synthesized (100%) in a similar manner as described in Example 35.3, beginning with the product of Example 36.2.

$^1\text{H NMR}$ (400MHz, DMSO- d_6) δ 8.34 (d, J = 2.1 Hz, 1H), 8.28 (t, J = 6.4 Hz, 1H), 8.25 (d, J = 2.3 Hz, 1H), 7.31 (dd, J = 2.5, 2.3 Hz, 1H), 7.03 (dd, J = 8.4, 2.1 Hz, 1H), 6.96 (d, J = 8.3 Hz, 1H), 5.3 (s, 2H), 3.3 (pentet, J = 7.1 Hz, 2H), 1.15 (t, J = 7.2 Hz, 3H).

25 MS (EI): m/z 294 (8, M+H), 292 (23, M+H).

36.4 Preparation of *N*-ethyl 3-(2,4-dichloro-5-methylbenzenesulfonamido)-4-(3-chloro-5-pyridyloxy)benzamide

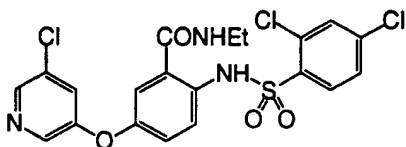
30 N-ethyl 3-(2,4-dichloro-5-methylbenzenesulfonamido)-4-(3-chloro-5-pyridyloxy)benzamide was synthesized (71%) in a similar manner as described in Example 35.4, beginning with the product of Example 36.3.

$^1\text{H NMR}$ (400MHz, DMSO- d_6) δ 10.4 (s, 1H), 8.55 (t, J = 5.6 Hz, 1H), 8.34 (d, J = 2.0 Hz, 1H), 7.99 (d, J = 2.5 Hz, 1H), 7.96 (d, J = 2.2 Hz, 1H), 7.75 (dd, J = 8.5, 2.2 Hz, 1H), 7.74 (s, 1H), 7.44 (s, 1H), 7.12 (d, J = 8.6 Hz, 1H), 6.95 (dd, J = 2.4, 2.2 Hz, 1H), 3.28 (pentet, J = 7.2 Hz, 2H), 2.24 (s, 3H), 1.12 (t, J = 7.2 Hz, 3H).

MS (EI): m/z 520 (6, M+H), 519 (10, M+H), 518 (40, M+H), 517 (26, M+H), 516 (100, M+H), 515 (25, M+H), 514 (100, M+H).

EXAMPLE 37

This example illustrates the preparation N-ethyl 2-(2,4-dichloro-5-methylbenzenesulfonamido)-5-(3-chloro-5-pyridyloxy)benzamide.



37.1 Preparation of N-ethyl 5-fluoro-2-nitrobenzamide

N-ethyl 5-fluoro-2-nitrobenzamide was synthesized (100%) in a similar manner to the methods described in Example 35.1

^1H NMR (400MHz, DMSO- d_6) δ 8.65 (t, J = 4.9 Hz, 1H), 8.16 (dd, J = 8.8, 4.8 Hz, 1H), 7.57-7.47 (m, 2H), 3.24 (pentet, J = 7.2 Hz, 2H), 1.11 (t, J = 7.2 Hz, 3H).

MS (EI): m/z 211 (40, M-H).

37.2 Preparation of N-ethyl 2-nitro-5-(3-chloro-5-pyridyloxy)benzamide

N-ethyl 2-nitro-5-(3-chloro-5-pyridyloxy)benzamide was synthesized (100%) in a similar manner to the methods described in Example 35.2.

^1H NMR (400MHz, DMSO- d_6) δ 8.62 (t, J = 5.4 Hz, 1H), 8.58 (d, J = 1.9 Hz, 1H), 8.49 (d, J = 2.2 Hz, 1H), 8.12 (d, J = 9 Hz, 1H), 7.94 (dd, J = 2.4, 2.1 Hz, 1H), 7.3 (dd, J = 8.9, 2.7 Hz, 1H), 7.24 (d, J = 2.7 Hz, 1H), 3.22 (pentet, J = 7.0 Hz, 2H), 1.1 (t, J = 7.3 Hz, 3H).

MS (EI): m/z 322 (8, M-H), 320 (20, M-H), 251 (30, M-CONHEt), 249 (100, M-CONHEt).

37.3 Preparation of N-ethyl 2-amino-5-(3-chloro-5-pyridyloxy)benzamide

N-ethyl 2-amino-5-(3-chloro-5-pyridyloxy)benzamide was synthesized (88%) in a similar manner to the methods described in Example 35.3.

^1H NMR (400MHz, DMSO- d_6) δ 8.32 (d, J = 2.0 Hz, 1H), 8.27 (d, J = 2.4 Hz, 1H), 8.23 (t, J = 5.5 Hz, 1H), 7.36 (dd, J = 2.4, 2.0 Hz, 1H), 7.03 (dd, J = 8.9, 2.7 Hz, 1H), 6.77 (d, J = 8.9 Hz, 1H), 6.46 (s, 2H), 3.6-3.18 (m, 2H), 1.08 (t, J = 7.2 Hz, 3H).

MS (EI): m/z 292 (30, M-H), 290 (100, M-H).

37.4 Preparation of *N*-ethyl 2-(2,4-dichloro-5-methylbenzenesulfonamido)-5-(3-chloro-5-pyridyloxy)benzamide

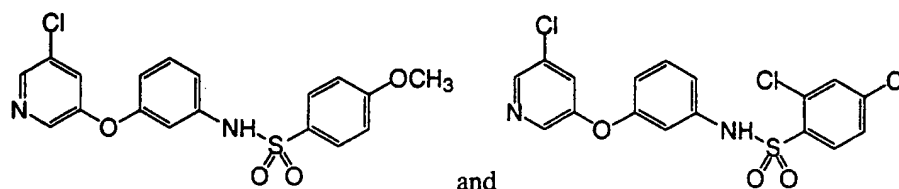
N-ethyl 2-(2,4-dichloro-5-methylbenzenesulfonamido)-5-(3-chloro-5-pyridyloxy)benzamide was synthesized (35%) using methods similar to those described in Example 35.4.

¹H NMR (400MHz, DMSO-d₆) δ 12.0 (s, 1H), 8.85 (t, J = 4.9 Hz, 1H), 8.42 (d, J = 1.9 Hz, 1H), 8.31 (d, J = 2.6 Hz, 1H), 8.08 (d, J = 8.6 Hz, 1H), 7.89 (d, J = 2.0 Hz, 1H), 7.65 (dd, J = 8.6, 2.1 Hz, 1H), 7.58 (dd, J = 2.3, 2.2 Hz, 1H), 7.55 (d, J = 2.8 Hz, 1H), 7.43 (d, J = 9 Hz, 1H), 7.25 (dd, J = 9, 2.8 Hz, 1H), 3.25 (pentet, J = 7.2 Hz, 2H), 1.1 (t, J = 7.2 Hz, 3H).

MS (EI): m/z 503 (10, M-H), 502 (35, M-H), 501 (20, M-H), 500 (100, M-H), 499 (25, M-H), 498 (95, M-H).

EXAMPLE 38

This example illustrates the preparation of 5-(3-(4-methoxybenzenesulfonamido)phenoxy))-3-chloropyridine and 5-(3-(2,4-dichlorobenzenesulfonamido)phenoxy))-3-chloropyridine.



38.1 Preparation of 5-(3-nitrophenoxy))-3-chloropyridine

The title compound was prepared using methods described in U.S. Patent No. 3,576,616. Briefly, to a 16.5M solution of KOH (2.2 g, 39.6 mmol) in water was added 3-nitrophenol (5 g, 36 mmol) followed by *N*-methylpyrrolidinone (11 mL) and toluene (3.6 mL). The resulting mixture was heated to 110 °C and water was removed azeotropically using a Dean-Stark trap. Excess toluene was removed and collected in the trap followed by the addition of *N*-methylpyrrolidinone (18 mL) and 3,5-dichloropyridine (10.66 g, 72 mmol, Aldrich) and the mixture was stirred for 5 hr at 160 °C. The temperature was then increased to 200 °C and the mixture was stirred for an additional 15 hr. The crude reaction mixture was cooled, water (100 mL) was added followed by EtOAc (100 mL). The mixture was filtered through a pad of Celite®, the phases were separated, and the aqueous phase was extracted 3x with EtOAc (100 mL). The organic phases were combined and washed twice with water (100 mL), once with brine (100 mL), dried over Na₂SO₄, and concentrated under vacuum. The crude solid was purified by chromatography (10-25% EtOAc in hexanes as eluant) to provide 3.8 g (42%) of product as an orange solid.

^1H NMR (400MHz, DMSO- d_6) δ 8.52 (d, J = 1.9 Hz, 1H), 8.41 (d, J = 2.4 Hz, 1H), 8.08 (ddd, J = 8.2, 2.5, 0.98 Hz, 1H), 7.91 (dd, J = 2.4, 2.3 Hz, 1H), 7.83 (dd, J = 2.3, 2.2 Hz, 1H), 7.72 (dd, J = 8.3, 8.1 Hz, 1H), 7.62 (ddd, J = 8.2, 2.5, 0.98 Hz, 1H).
MS (EI): m/z 253 (37, M+H), 251 (100, M+H).

5 38.2 *Preparation of 5-(3-aminophenoxy)-3-chloropyridine*

5-(3-Aminophenoxy)-3-chloropyridine was synthesized (100%) in a similar manner as described in Example 35.3.

^1H NMR (400MHz, DMSO- d_6) δ 8.38 (d, J = 2.2 Hz, 1H), 8.3 (d, J = 2.1 Hz, 1H), 7.53 (dd, J = 2.3, 2.3 Hz, 1H), 7.02 (dd, J = 8.1, 8.0 Hz, 1H), 6.4 (ddd, J = 8.1, 2.1, 1.2 Hz, 1H), 6.24 (dd, J = 2.2, 2.2 Hz, 1H), 6.2 (ddd, J = 8.0, 2.3, 1.4 Hz, 1H), 5.31 (s, 2H).

MS (EI): m/z 223 (37, M+H), 221 (100, M+H).

15 38.3 *Preparation of 5-(3-(2,4-dichlorobenzenesulfonamido)phenoxy))-3-chloropyridine*

5-(3-(2,4-Dichlorobenzenesulfonamido)phenoxy))-3-chloropyridine was synthesized (70%) in a similar manner as described in Example 35.4.

^1H NMR (400MHz, DMSO- d_6) δ 10.91 (s, 1H), 8.46 (d, J = 1.8 Hz, 1H), 8.26 (d, J = 2.6 Hz, 1H), 7.98 (d, J = 8.5 Hz, 1H), 7.87 (d, J = 1.5 Hz, 1H), 7.6 (dd, J = 8.5, 2.2 Hz, 1H), 7.53 (dd, J = 2.3, 2.2 Hz, 1H), 7.29 (dd, J = 8.4, 8.3 Hz, 1H), 6.94-6.9 (m, 1H), 6.8-6.74 (m, 2H).

MS (EI): m/z 435 (5, M+H), 434 (7, M+H), 433 (36, M+H), 432 (20, M+H), 431 (100, M+H), 430 (20, M+H), 429 (90, M+H).

25 38.4 *Preparation of 5-(3-(4-methoxybenzenesulfonamido)phenoxy))-3-chloropyridine*

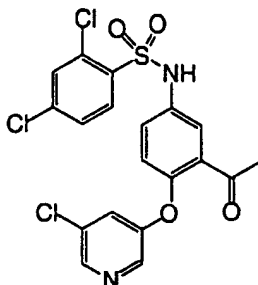
5-(3-(4-Methoxybenzenesulfonamido)phenoxy))-3-chloropyridine was synthesized (79%) in a similar manner as described in Example 35.4.

^1H NMR (400MHz, DMSO- d_6) δ 10.31 (s, 1H), 8.45 (d, J = 1.8 Hz, 1H), 8.25 (d, J = 2.5 Hz, 1H), 7.66 (d, J = 8.8 Hz, 2H), 7.53 (dd, J = 2.2, 2.2 Hz, 1H), 7.28 (dd, J = 9, 7.3 Hz, 1H), 7.06 (d, J = 9.0 Hz, 2H), 6.92 (dd, J = 8, 1.3 Hz, 1H), 6.79-6.73 (m, 2H), 3.8 (s, 3H).

MS (EI): m/z 395 (5, M+H), 394 (15, M+H), 393 (60, M+H), 392 (30, M+H), 391 (100, M+H).

EXAMPLE 39

This illustrates the synthesis of 2'-(5-chloro-3-pyridyloxy)-5'-(2,4-dichlorobenzenesulfonamido)-1-phenylethanone.



2-Fluoro-5-nitroacetophenone (3.6 g, 20 mmol, described by Cooper, *et. al. J. Med. Chem.* 33:1246-1252 (1990)) and 5-chloro-3-pyridinol (3.2 g, 25 mmol) were dissolved in acetone (20 mL). After addition of solid K_2CO_3 (3.5 g, 26 mmol), the reaction mixture was heated to reflux for 4 hr. The reaction mixture was cooled and acetone was removed under reduced pressure. The residue was suspended in deionized water (50 mL) and extracted with ethyl acetate (3 x 50 mL). The combined organic portions were washed with saturated brine, dried over $MgSO_4$, filtered, and concentrated to a brown oil which was partially purified by column chromatography (silica gel, 4:1 hexanes:ethyl acetate) to provide 4 g of 2'-(5-chloro-3-pyridyloxy)-5'-nitro-1-phenylethanone. This material was dissolved in ethanol (40 mL) and acetic acid (5.3 mL, 93 mmol) to which iron powder (300 mesh, 2.6 g, 46.5 mmol) was added. The reaction mixture was heated to reflux for two days. After removal of excess iron (with a magnetic stir-bar retriever), the reaction mixture was poured into 300 mL of deionized water and extracted with ethyl acetate (3 x 100 mL). The combined organic portions were washed with saturated brine, dried over $MgSO_4$, filtered, and concentrated to a brown oil which was purified by column chromatography (silica gel, 4:1 hexanes:ethyl acetate). The product 5'-amino-2'-(5-chloro-3-pyridyloxy)-1-phenylethanone was obtained as a yellow oil (1.03g).

MS ESI m/e: 262.9 (M + H)

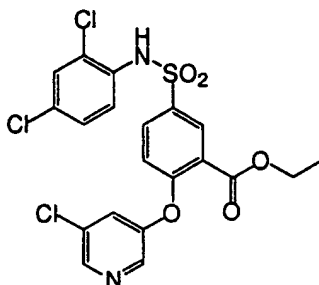
5'-Amino-2'-(5-chloro-3-pyridyloxy)-1-phenylethanone (100 mg, 0.38 mmol), 2,6-lutidine (49 μ L, 0.42 mmol), DMAP (2 mg, 0.019 mmol), and 2,4-dichlorobenzene sulfonyl chloride (103 mg, 0.42 mmol) were combined in CH_2Cl_2 (2 mL) at room temperature. After 14 h, the reaction mixture was directly purified by radial chromatography (Chromatatron, 2 mm silica gel layer, 2:1 hexanes:ethyl acetate with 0.25% MeOH) to yield the title product as a clear oil which solidified on standing (144 mg).

1H NMR (400 MHz) ($CDCl_3$) δ 8.40 (bs, 1H); 8.25 (bs, 1H); 7.96 (d, J = 8.6 Hz, 1H); 7.55 (m, 2H); 7.50 (s, 1H); 7.25-7.38 (m, 2H); 7.24 (d, J = 8.6 Hz, 1H); 6.85 (d, J = 6.7 Hz, 1H); 2.54 (s, 3H)

MS ESI m/e: 470.6 (M - H)

EXAMPLE 40

This example illustrates the synthesis of ethyl 2-(3-chloro-5-pyridyloxy)-5-(2,4-dichlorophenylaminosulfonyl)benzoic acid.



40.1 *Preparation of ethyl 2-(3-chloro-5-pyridyloxy)-5-chlorosulfonylbenzoic acid*

5 The aniline prepared in Example 1 (250 mg, 0.86 mmol) was converted to the corresponding sulfonyl chloride using the procedure of R. V. Hoffman (Org. Syn. Coll. Vol. VII, 508-511), to provide 196 mg (61%) of product as a white solid.

MS ESI m/e: 376.0 (M + H).

10 40.2 *Preparation of ethyl 2-(3-chloro-5-pyridyloxy)-5-(2,4-dichlorophenylaminosulfonyl)benzoic acid*

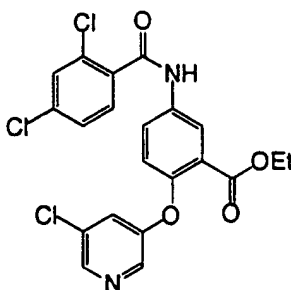
The sulfonyl chloride prepared above (40 mg, 0.11 mmol), 2,4-dichloroaniline (83 mg, 0.22 mmol), and MeOH (2.0 mL) were combined and stirred at room temperature for 4.0 hr. The reaction mixture was concentrated *in vacuo*, and the residue was dissolved in CH₂Cl₂, and washed with 1N aqueous HCl and brine. The resulting organic solution was dried over MgSO₄ and concentrated to give a yellow oil. The crude product was purified using reverse-phase HPLC (C₁₈ packing, 5-95% CH₃CN in H₂O). Fractions containing the product were lyophilized to provide 19 mg (36%) of a white solid. mp 153-155 °C.

20 ¹H NMR (400MHz) (CD₃OD) δ 8.35 (1H, d, J=2.0 Hz); 8.20 (2H, d, J=2.4 Hz); 7.91 (1H, dd, J₁=8.7 Hz J₂=2.4 Hz); 7.55 (1H, d, J=8.7 Hz); 7.45 (1H, dd, J₁=4.5 Hz, J₂=2.3 Hz); 7.40 (1H, d, J=2.3 Hz); 7.35 (1H, dd, J₁=8.7 Hz J₂=2.4 Hz); 7.26 (1H, d, J=8.6 Hz); 4.23 (2H, q, J=7.2 Hz); 1.20 (3H, t, J=7.2 Hz).

MS ESI m/e: 501.0 (M + H).

EXAMPLE 41

25 This example illustrates the synthesis of ethyl 5-(2,4-dichlorobenzamido)-2-(3-chloro-5-pyridyloxy)benzoate.



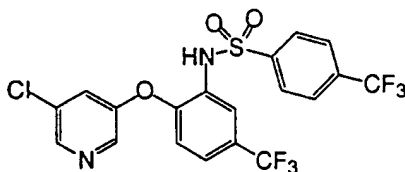
To a solution of the aniline produced in Example 1 (100 mg, 0.34 mmol) in CH_2Cl_2 (2 mL) was added pyridine (81 μL , 1 mmol) and 2,4-dichlorobenzoyl chloride (140 mg, 0.68 mmol). The mixture was stirred for 90 min. The product was purified by column chromatography on silica gel (gradient elution: 30:1 hexane/ethyl acetate to 7:1 hexane/ethyl acetate) followed by recrystallization from CH_2Cl_2 /hexanes to yield 126 mg (79%) of the title compound. mp 125-127°C.

^1H NMR (400 MHz) (CD_3CN) δ 8.95 (bs, 1H); 8.28 (dd, $J=11.4, 2.0$ Hz, 2H); 8.20 (d, $J=2.4$ Hz, 1H); 7.90 (dd, $J=8.8, 2.7$ Hz, 1H); 7.60 (d, $J=8.0$ Hz, 2H); 7.46 (dd, $J=8.2, 2.0$ Hz, 1H); 7.26 (t, $J=2.3$ Hz, 1H); 7.21 (d, $J=8.8$ Hz, 1H); 4.19 (q, $J=7.2$ Hz, 2H); 1.13 (t, $J=7.2$ Hz, 3H).

MS ESI m/e : 465.0 (M + H)

EXAMPLE 42

This example illustrates the preparation of 4-(3-chloro-5-pyridyloxy)-3-(4-trifluoromethylbenzenesulfonamido)benzotrifluoride.



42.1 Preparation of 4-(3-chloro-5-pyridyloxy)-3-nitrobenzotrifluoride

Using the method of Example 21.2, 4-fluoro-3-nitrobenzotrifluoride (7.4 g) and 3-chloro-5-hydroxypyridine (4.59 g) were heated with potassium carbonate (5.4 g) in DMF at 80°C for 1 h, then 60° overnight. Workup gave the title compound (10.9 g) as a yellow solid.

^1H NMR (400 MHz) (CDCl_3) δ 8.491 (d, $J=2$ Hz, 1H); 8.359 (d, $J=2.8$ Hz, 1H); 8.30 (d, $J=2$ Hz, 1H); 7.847 (dd, $J=8.8, 2$ Hz, 1H); 7.425 (t, $J=2.4$ Hz, 1H); 7.185 (d, $J=8$ Hz, 1H).

42.2 *Preparation of 4-(3-chloro-5-pyridyloxy)-3-aminobenzotrifluoride*

Using the method of Example 17.3, 4-(3-chloro-5-pyridyloxy)-3-nitrobenzotrifluoride (10.9 g) was reduced to the title compound (9.5 g) which was obtained as a light tan solid. mp 117-120°C.

5 $^1\text{H NMR}$ (400 MHz) (CDCl_3) δ 8.35 (br s, 2H); 7.267 (m, 1H); 7.085 (d, $J=1.8$ Hz, 1H); 6.922 (dd, $J=8.4, 1.4$ Hz, 1H); 6.922 (d, $J= 8.4$ Hz, 1H); 3.90 (br s, 2H).

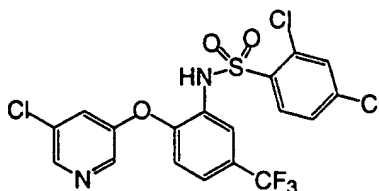
42.3 *Preparation of 4-(3-chloro-5-pyridyloxy)-3-(4-trifluoromethylbenzenesulfonamido)benzotrifluoride*

10 Using the method of Example 17.4, 4-(3-chloro-5-pyridyloxy)-3-aminobenzotrifluoride (0.4 g) and 4-trifluoromethylbenzenesulfonyl chloride ((0.339 g) were combined to provide, after trituration with ether, the title sulfonamide (0.198 g) which was obtained as a crystalline solid. mp 169-171°C.

15 $^1\text{H NMR}$ (400 MHz) (DMSO) δ 10.728 (s, 1H); 8.398 (d, $J=1.6$ Hz, 1H); 8.022 (d, $J=2.4$ Hz, 1H); 7.916 (d, $J=8.4$ Hz, 2H); 7.862 (d, $J=8.8$ Hz, 2H); 7.687 (d, $J= 2.4$ Hz, 1H); 7.59 (dd, $J=8.8, 2.4$ Hz, 1H); 7.253 (t, $J= 2.2$ Hz, 1H); 7.182 (d, $J=8.8$ Hz, 1H).

EXAMPLE 43

This example illustrates the preparation of 4-(3-chloro-5-pyridyloxy)-3-(2,4-dichlorobenzenesulfonamido)benzotrifluoride.



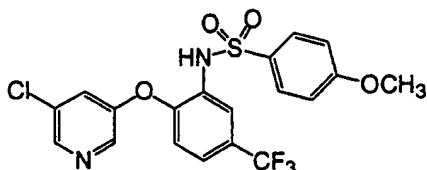
20 Using the method of Example 17.4, 4-(3-chloro-5-pyridyloxy)-3-aminobenzotrifluoride (0.4 g) and 2,4-dichlorobenzenesulfonyl chloride ((0.38 g) were combined to provide the title compound (0.26 g), as a crystalline solid following flash chromatography and trituration with ether. mp 150-151.5° C.

25 $^1\text{H NMR}$ (400 MHz) (DMSO) δ 10.767 (s, 1H); 8.415 (d, $J=1.8$ Hz, 1H); 7.839 (d, $J=8.6$ Hz, 1H); 7.713 (d, $J=1.8$ Hz, 1H); 7.64 (d, $J=2$ Hz, 1H); 7.611 (dd, $J= 8.7, 1.8$ Hz, 1H); 7.499 (dd, $J=8.6, 2.1$ Hz, 1H); 7.235 (d, $J=8.5$ Hz, 1H); 7.179 (t, $J= 2.2$ Hz, 1H).

$\text{C}_{18}\text{H}_{10}\text{N}_2\text{F}_3\text{Cl}_3\text{SO}_3$ calc: %C 43.4 %H 2.03 %N 5.63 found: %C 43.62 %H 1.92 %N 5.60.

EXAMPLE 44

This example illustrates the preparation of 4-(3-chloro-5-pyridyloxy)-3-(4-methoxybenzenesulfonamido)benzotrifluoride.



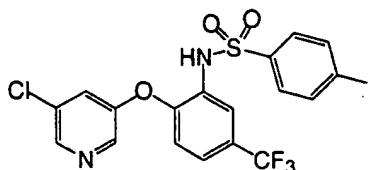
Using the method of Example 17.4, 4-(3-chloro-5-pyridyloxy)-3-aminobenzotrifluoride (0.41 g) and 4-methoxybenzenesulfonyl chloride (0.30 g) were combined to provide the title compound (0.236 g) as a crystalline solid following flash chromatography and trituration with ether.

¹H NMR (400 MHz) (DMSO) δ 10.309 (s, 1H); 8.419 (d, J=2 Hz, 1H); 8.10 (d, J=2.5 Hz, 1H); 7.707 (d, J=2.2 Hz, 1H); 7.613 (d, J=9 Hz, 2H); 7.527 (dd, J= 8.4, 2.2 Hz, 1H); 7.18 (d, J=9.1 Hz, 1H); 7.169 (t, J=2.2 Hz, 1H); 6.978 (d, J= 8.9 Hz, 1H); 3.784 (s, 3H).

C₁₉H₁₄N₂F₃ClSO₄ calc: %C 49.7 %H 3.08 %N 6.11 found: %C 49.84 %H 3.02 %N 6.11.

EXAMPLE 45

This example illustrates the preparation of 4-(3-chloro-5-pyridyloxy)-3-(4-iodobenzenesulfonamido)benzotrifluoride.



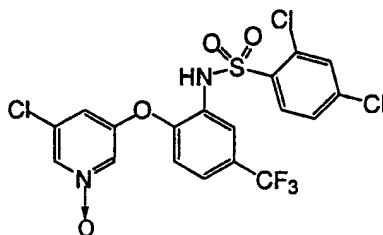
Using the method of Example 17.4, 4-(3-chloro-5-pyridyloxy)-3-aminobenzotrifluoride (0.41 g) and 4-iodobenzenesulfonyl chloride (0.30 g) were combined to provide the title compound (0.34 g) as crystals directly from the reaction mixture. mp 192-193°C.

¹H NMR (400 MHz) (DMSO) δ 10.56 (s, 1H); 8.428 (d, J=2.1 Hz, 1H); 8.081 (d, J=2.5 Hz, 1H); 7.847 (d, J=8.5 Hz, 2H); 7.69 (d, J=2.2 Hz, 1H); 7.569 (dd, J= 8.8, 2.2 Hz, 1H); 7.436 (d, J=8.5 Hz, 2H); 7.207 (t, J=2.3 Hz, 1H); 7.204 (d, J= 2.4 Hz, 1H).

$C_{18}H_{11}N_2F_3ClSO_3I$ calc: %C 38.9 %H 2.00 %N 5.05 found: %C 39.14
%H 1.99 %N 5.05.

EXAMPLE 46

This illustrates the synthesis of 4-(N-oxy-3-chloro-5-pyridyloxy)-3-(2,4-dichlorobenzenesulfonamido)benzotrifluoride.



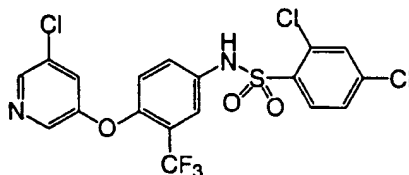
A solution of 4-(3-chloro-5-pyridyloxy)-3-(2,4-dichlorobenzenesulfonamido)-benzotrifluoride from Example 43 in methylene chloride was treated with 3-chloroperoxybenzoic acid (about 1.2 equiv.) at rt until the reaction was complete. The reaction mixture was concentrated and the solid residue was dissolved in methylene chloride and diluted with hexane to provide the title compound (0.078 g) as a white solid.

1H NMR (400 MHz) (DMSO) δ 10.80 (s, 1H); 8.323 (t, $J=1.5$ Hz, 1H); 7.868 (d, $J=8.6$ Hz, 1H); 7.801 (t, $J=1.8$ Hz, 1H); 7.737 (d, $J=2$ Hz, 1H); 7.704 (d, $J=2.5$ Hz, 1H); 7.63 (m, 1H); 7.541 (dd, $J=8.7, 2.1$ Hz, 1H); 7.396 (d, $J=8.5$ Hz, 1H); 6.781 (t, $J=1.8$ Hz, 1H).

15

EXAMPLE 47

This example illustrates the preparation of 2-(3-chloro-5-pyridyloxy)-5-(2,4-dichlorobenzenesulfonamido)benzotrifluoride.



47.1 Preparation of 2-(3-chloro-5-pyridyloxy)-5-nitrobenzotrifluoride

Using the method of Example 21.2, 2-fluoro-5-nitrobenzotrifluoride (5.0 g) and 3-chloro-5-hydroxypyridine (3.1 g) were combined with potassium carbonate (5.4 g) in DMF

and heated overnight at 60°C. Workup gave the title compound (8.4 g) as a crude yellow solid which was used directly in the next reaction.

¹H NMR (400 MHz) (CDCl₃) δ 8.65 (br d, J=2.6 Hz, 1H); 8.558 (br s, 1H); 8.41 (dd, J= 9, 2.6 Hz, 1H); 8.403 (br s, 1H); 7.42 (t, J= 2.2 Hz, 1H); 7.039 (d, J= 9.2 Hz, 1H).

47.2 Preparation of 2-(3-chloro-5-pyridyloxy)-5-aminobenzotrifluoride

Using the method of Example 17.3, 2-(3-chloro-5-pyridyloxy)-5-nitrobenzotrifluoride (crude 8.4 g) was reduced to the title compound (7.5 g) which was obtained as an orange oil and used directly in further reactions.

47.3 Preparation of 2-(3-chloro-5-pyridyloxy)-5-(2,4-dichlorobenzene-sulfonamido)benzotrifluoride

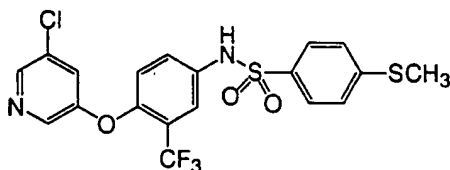
Using the method of Example 17.4, 2-(3-chloro-5-pyridyloxy)-5-aminobenzotrifluoride (0.394 g) and 2,4-dichlorobenzenesulfonyl chloride (0.34 g) were combined to provide, after flash chromatography and trituration with hexane/ether the title compound as a crystalline solid (0.146 g). mp 129-130°C.

¹H NMR (400 MHz) (DMSO) δ 11.124 (s, 1H); 8.452 (d, J=1.8 Hz, 1H); 8.304 (d, J=2.5 Hz, 1H); 8.05 (d, J= 8.5 Hz, 1H); 7.91 (d, J=2.1 Hz, 1H); 7.664 (t, J= 2.3 Hz, 1H); 7.651 (dd, J= 8.8, 2.6 Hz, 1H); 7.476 (d, J=2.6 Hz, 1H); 7.365 (dd, J=8.8, 2.6 Hz, 1H); 7.196 (d, J=8.9 Hz, 1H).

C₁₈H₁₀N₂F₃Cl₃SO₃ calc: %C 43.4 %H 2.03 %N 5.63 found: %C 43.35 %H 2.06 %N 5.53.

EXAMPLE 48

This example illustrates the preparation of 2-(3-chloro-5-pyridyloxy)-5-(4-methylthiobenzenesulfonamido)benzotrifluoride.



Using the method of Example 17.4, 2-(3-chloro-5-pyridyloxy)-5-aminobenzotrifluoride (0.394 g) and 4-methylthiobenzenesulfonyl chloride (0.34 g) [H. Burton, *et al. J. Chem. Soc.* 1948, 604-605] were combined to provide, after flash chromatography and trituration with hexane/ether, the title compound as crystals (0.22 g).

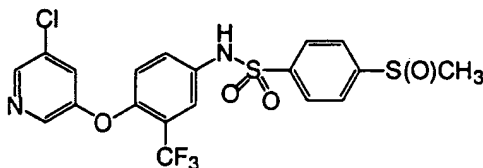
mp 109.5-111°C.

¹H NMR (400 MHz) (DMSO) δ 10.603 (s, 1H); 8.451 (br s, 1H); 8.302 (d, J=2.4 Hz, 1H); 7.653 (d, J= 8.2 Hz, 2H); 7.467 (d, J=2.3 Hz, 1H); 7.406 (d, J= 8.4 Hz, 2H); 7.361 (dd, J= 8.9, 2.5 Hz, 1H); 7.197 (d, J=8.8 Hz, 1H); 2.50 (s, 3H).

5

EXAMPLE 49

This example illustrates the preparation of 2-(3-chloro-5-pyridyloxy)-5-(4-methylsulfinylbenzenesulfonamido)benzotrifluoride.



To a solution of 2-(3-chloro-5-pyridyloxy)-5-(4-methylthiobenzene-sulfonamido)benzotrifluoride (0.21 g) in acetone (5 mL) was added Oxone™ (0.136 g) in water (1 mL). After 5 hr, the reaction mixture is filtered, and the filtrate is diluted in methylene chloride and extracted with water. The solids from the organic extract were purified by silica chromatography. Trituration with hexane gave the title sulfoxide (0.144 g) as a white solid. mp 156-159°C.

¹H NMR (400 MHz) (DMSO) δ 10.73 (s, 1H); 8.46 (d, J=1.8 Hz, 1H); 8.312 (d, J=2.6 Hz, 1H); 7.946 (d, J= 8.6 Hz, 2H); 7.891 (d, J=8.2 Hz, 2H); 7.674 (t, J=2.3 Hz, 1H); 7.452 (d, J= 2.6 Hz, 1H); 7.39 (dd, J= 9.1, 2.6 Hz, 1H); 7.211 (d, J=9.1 Hz, 1H); 2.775 (s, 3H).

C₁₉H₁₄N₂F₃ClS₂O₄ calc: %C 46.4 %H 2.87 %N 5.71 found: %C 46.54 %H 2.89 %N 5.64.

20

EXAMPLE 50

Using methods similar to Lehmann, *et al.*, *ibid.*, selected compounds exhibited the following IC₅₀ values in a PPARγ ligand binding assay utilizing [³H]-BRL 49653 as the radioligand. IC₅₀ values are defined as the concentration of test compounds required to reduce by 50% the specific binding of [³H]-BRL 49653.

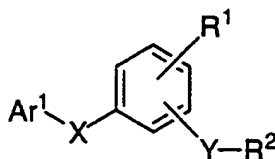
TABLE

<u>Compound</u>	<u>IC₅₀ (μM)</u>
Example 3	0.15
Example 4	0.3
Example 5	0.8
Example 6	6
Example 7	0.8

All publications and patent applications cited in this specification are herein incorporated by reference as if each individual publication or patent application were specifically and individually indicated to be incorporated by reference. Although the foregoing invention has been described in some detail by way of illustration and example for purposes of clarity of understanding, it will be readily apparent to those of ordinary skill in the art in light of the teachings of this invention that certain changes and modifications may be made thereto without departing from the spirit or scope of the appended claims.

WHAT IS CLAIMED IS:

1. A compound having the formula:



wherein

Ar¹ is an aryl group;

X is a divalent linkage selected from the group consisting of (C₁-C₆)alkylene, (C₁-C₆)alkylenoxy, -O-, -C(O)-, -N(R¹¹)-, -N(R¹¹)C(O)-, -S(O)_k- and a single bond,

wherein

R¹¹ is a member selected from the group consisting of hydrogen, alkyl, heteroalkyl and arylalkyl; and the subscript k is an integer of from 0 to 2;

Y is a divalent linkage selected from the group consisting of alkylene, -O-, -C(O)-, -N(R¹²)-S(O)_m-, -N(R¹²)-S(O)_m-N(R¹³)-, -N(R¹²)C(O)-, -S(O)_n- and a single bond,

wherein

R¹² and R¹³ are members independently selected from the group consisting of hydrogen, alkyl, heteroalkyl and arylalkyl; and the subscripts m and n are independently integers of from 0 to 2;

R¹ is a member selected from the group consisting of hydrogen, alkyl, heteroalkyl, aryl, arylalkyl, -C(O)R¹⁴, -CO₂R¹⁴, -C(O)NR¹⁵R¹⁶, -S(O)_p-R¹⁴, -S(O)_q-NR¹⁵R¹⁶, -O-C(O)-OR¹⁷, -O-C(O)-R¹⁷, -O-C(O)-NR¹⁵R¹⁶, -N(R¹⁴)-C(O)-NR¹⁵R¹⁶, -N(R¹⁴)-C(O)-R¹⁷ and -N(R¹⁴)-C(O)-OR¹⁷;

wherein

R¹⁴ is a member selected from the group consisting of hydrogen, alkyl, heteroalkyl, aryl and arylalkyl;

R¹⁵ and R¹⁶ are members independently selected from the group consisting of hydrogen, alkyl, heteroalkyl, aryl, and arylalkyl, or taken together with the nitrogen to which each is attached form a 5-, 6- or 7-membered ring;

R¹⁷ is a member selected from the group consisting of alkyl, heteroalkyl, aryl and arylalkyl;

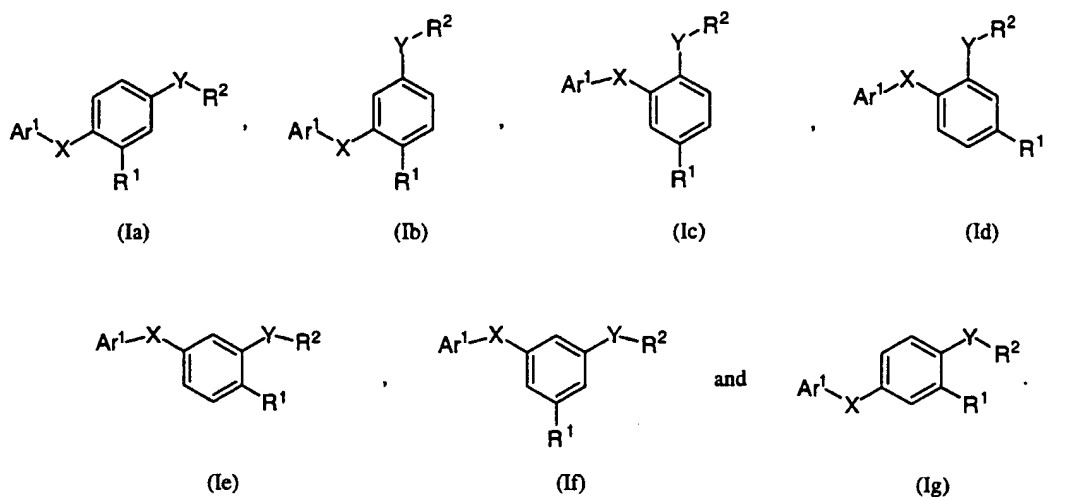
the subscript p is an integer of from 0 to 3; and

the subscript q is an integer of from 1 to 2; and

R^2 is a member selected from the group consisting of alkyl, heteroalkyl, aryl and arylalkyl

with the proviso that when Ar^1-X- is 5-chloro-3-pyridyloxy, R^1 is carboethoxy and Y is $-NHSO_2-$, and the groups Ar^1-X- , R^1 and $-Y-R^2$ occupy positions at carbons 2, 1 and 5 of the benzene ring, respectively, then R^2 is other than 4-tolyl or 2,4-dichloro-5-methylphenyl.

2. A compound of claim 1, wherein Ar^1 is a heteroaryl group having from 1 to 3 nitrogen atoms as ring members.
3. A compound of claim 1, wherein X is a divalent linkage selected from the group consisting of $-O-$, $-C(O)-$, $-N(R^{11})-$, $-S-$ and a single bond, and R^{11} is hydrogen or (C_1-C_8) alkyl.
4. A compound of claim 1, wherein Y is a divalent linkage selected from the group consisting of $-N(R^{12})-S(O)_2-$, $-N(R^{12})-S(O)_2-N(R^{13})-$, $-S(O)_2-$ and $-S(O)-$; and R^{12} and R^{13} are independently selected from the group consisting of hydrogen and (C_1-C_8) alkyl, and R^2 is a member selected from the group consisting of aryl and arylalkyl.
5. A compound of claim 1, wherein R^1 is selected from the group consisting of hydrogen, aryl, $-CO_2R^{14}$, $-C(O)NR^{15}R^{16}$, $-N(R^{14})-C(O)-R^{17}$, $-N(R^{14})-C(O)-OR^{17}$ and $-O-C(O)-R^{17}$; R^{14} is selected from the group consisting of alkyl and arylalkyl; R^{15} and R^{16} are independently selected from the group consisting of hydrogen and alkyl, or taken together with the nitrogen to which each is attached form a 5- or 6-membered ring; and R^{17} is selected from the group consisting of alkyl and arylalkyl.
6. A compound of claim 1, wherein Ar^1 is a mono- or bicyclic heteroaryl group having from 1 to 2 nitrogen atoms as ring members.
7. A compound of claim 6, wherein Ar^1 is substituted with from one to two substituents selected from the group consisting of halogen, $-OCF_3$, $-OH$, $-O(C_1-C_6)$ alkyl, $-CF_3$, (C_1-C_8) alkyl and $-NO_2$.
8. A compound of claim 7, wherein Ar^1 is a monocyclic heteroaryl group having a single substituent selected from the group consisting of halogen, $-OCF_3$ and $-CF_3$.
9. A compound of claim 1, wherein said compound is represented by a formula selected from the group consisting of



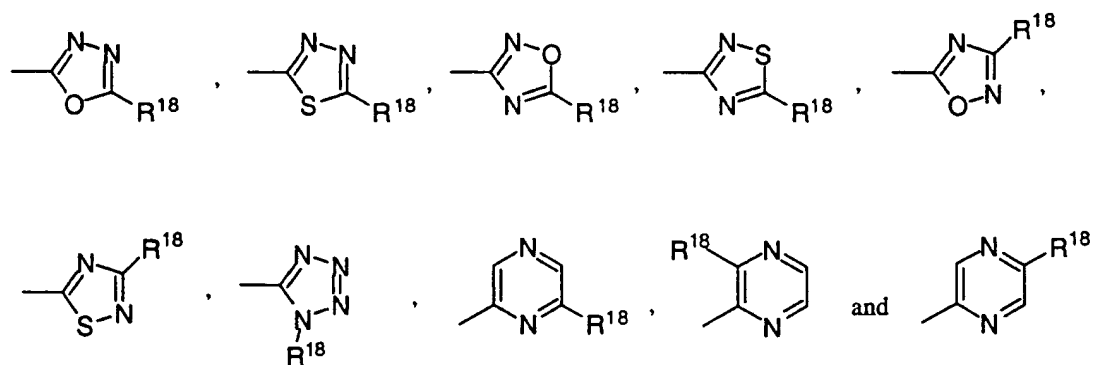
10. A compound of claim 9, wherein Ar¹ is a monocyclic heteroaryl group having from 1 to 2 nitrogen atoms as ring members and being mono-substituted by halogen or -CF₃.

11. A compound of claim 1, wherein X is a divalent linkage selected from the group consisting of -O-, -S-, -NH- and a single bond.

12. A compound of claim 1, wherein Y is a divalent linkage selected from the group consisting of -NH-S(O)₂- and -NH-S(O)₂-NH-; and R² is aryl.

13. A compound of claim 1, wherein R¹ is selected from the group consisting of -H, -(C₁-C₃)alkyl, -CONR¹⁵R¹⁶ and aryl having from 1 to 3 heteroatoms as ring members; and R¹⁵ and R¹⁶ are each independently selected from H, alkyl, aryl and arylalkyl.

14. A compound of claim 13, wherein R¹ is an aryl group selected from



R^{18} is a member selected from the group consisting of hydrogen, (C_1-C_8) alkyl, unsubstituted aryl, $-OR^{19}$, $-SR^{19}$ and $-NR^{20}R^{21}$,

wherein


R^{19} is H or (C_1-C_8) alkyl; and

R^{20} and R^{21} are independently selected from the group consisting of hydrogen and (C_1-C_8) alkyl, or together with the nitrogen atom to which each is attached, form a 5-, 6-, or 7-membered ring system.

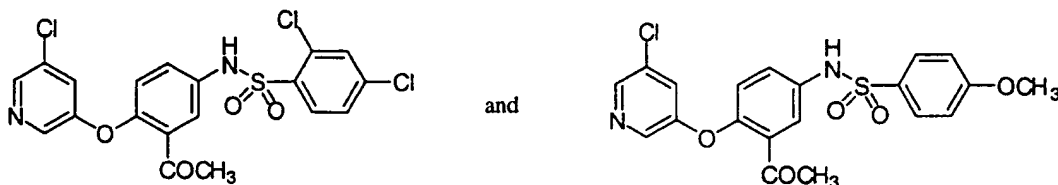
15. A compound of claim 1, wherein R^2 is selected from the group consisting of substituted phenyl, substituted pyridyl and substituted naphthyl, wherein the substituents number from one to three and are independently selected from the group consisting of halogen, $-OCF_3$, $-OH$, $-O(C_1-C_8)$ alkyl, $-C(O)-(C_1-C_8)$ alkyl, $-CN$, $-CF_3$, (C_1-C_8) alkyl and $-NH_2$.

16. A compound of claim 1, wherein R^2 is a phenyl ring having from one to three halogen substituents.

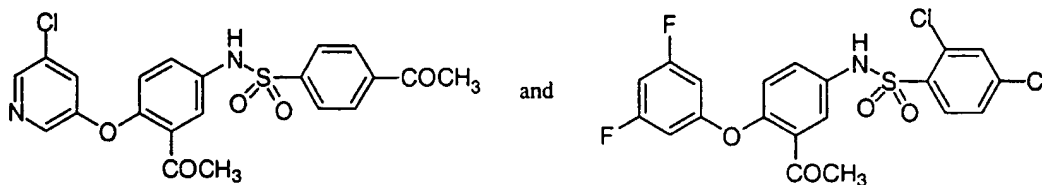
17. A compound of claim 1, selected from the group consisting of



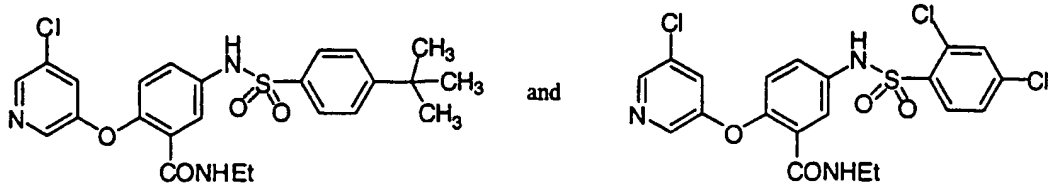
18. A compound of claim 1, selected from the group consisting of



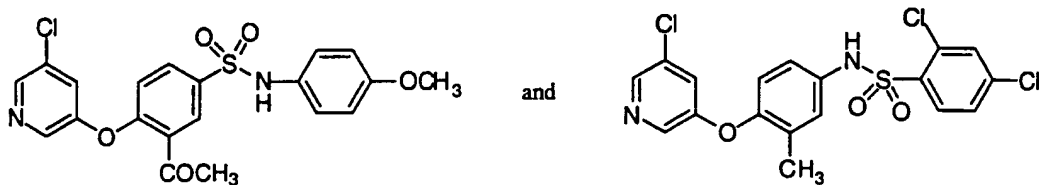
19. A compound of claim 1, selected from the group consisting of



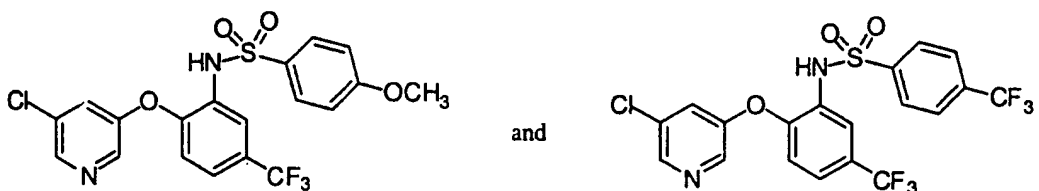
20. A compound of claim 1, selected from the group consisting of



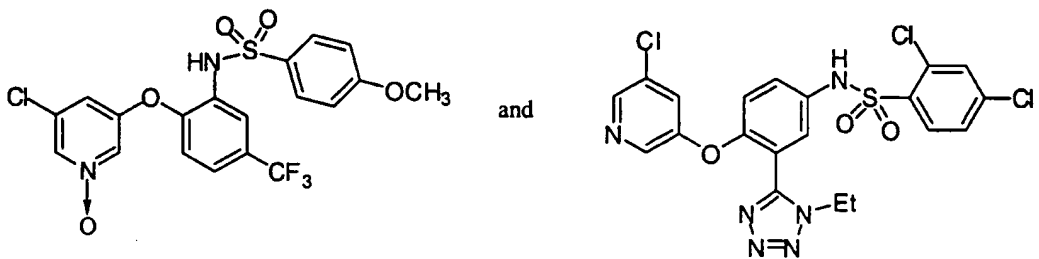
21. A compound of claim 1, selected from the group consisting of



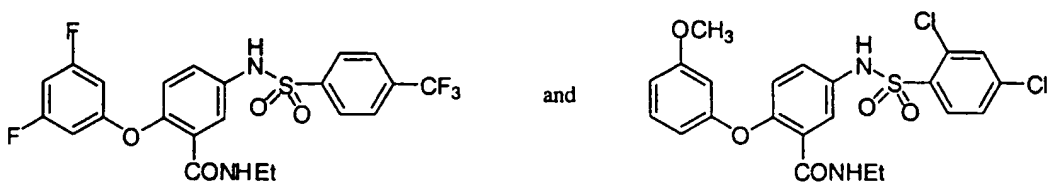
22. A compound of claim 1, selected from the group consisting of



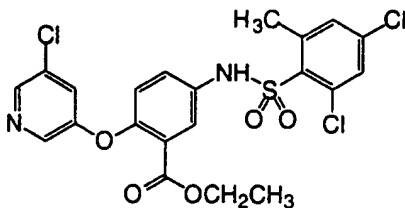
23. A compound of claim 1, selected from the group consisting of



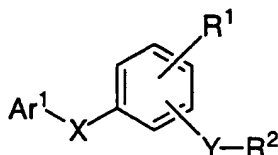
24. A compound of claim 1, selected from the group consisting of



25. A compound of claim 1, having the structure:



26. A pharmaceutical composition comprising a pharmaceutically acceptable excipient and a compound having the formula:



wherein

Ar¹ is an aryl group;

X is a divalent linkage selected from the group consisting of (C₁-C₆)alkylene, (C₁-C₆)alkylenoxy, -O-, -C(O)-, -N(R¹¹)-, -N(R¹¹)C(O)-, -S(O)_k- and a single bond,

wherein

R¹¹ is a member selected from the group consisting of hydrogen, alkyl, heteroalkyl and arylalkyl; and the subscript k is an integer of from 0 to 2;

Y is a divalent linkage selected from the group consisting of alkylene, -O-, -C(O)-, -N(R¹²)-S(O)_m-, -N(R¹²)-S(O)_m-N(R¹³)-, -N(R¹²)C(O)-, -S(O)_n- and a single bond,

wherein

R¹² and R¹³ are members independently selected from the group consisting of hydrogen, alkyl, heteroalkyl and arylalkyl; and the subscripts m and n are independently integers of from 0 to 2;

R¹ is a member selected from the group consisting of hydrogen, alkyl, heteroalkyl, aryl, arylalkyl, -C(O)R¹⁴, -CO₂R¹⁴, -C(O)NR¹⁵R¹⁶, -S(O)_p-R¹⁴, -S(O)_q-NR¹⁵R¹⁶, -O-C(O)-OR¹⁷, -O-C(O)-R¹⁷, -O-C(O)-NR¹⁵R¹⁶, -N(R¹⁴)-C(O)-NR¹⁵R¹⁶, -N(R¹⁴)-C(O)-R¹⁷ and -N(R¹⁴)-C(O)-OR¹⁷;

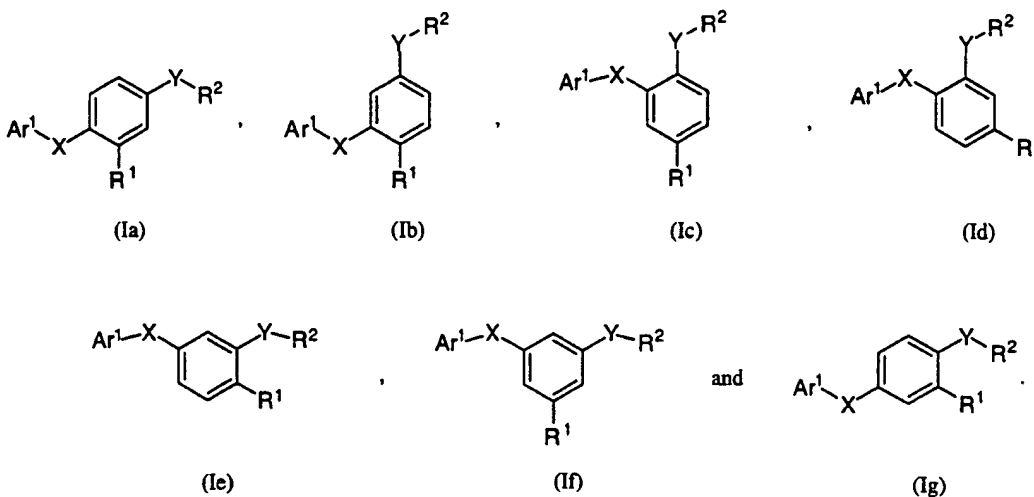
wherein

R¹⁴ is a member selected from the group consisting of hydrogen, alkyl, heteroalkyl, aryl and arylalkyl;

R¹⁵ and R¹⁶ are members independently selected from the group consisting of hydrogen, alkyl, heteroalkyl, aryl, and arylalkyl, or taken together with the nitrogen to which each is attached form a 5-, 6- or 7-membered ring;

R¹⁷ is a member selected from the group consisting of alkyl, heteroalkyl, aryl and arylalkyl;
the subscript p is an integer of from 0 to 3; and
the subscript q is an integer of from 1 to 2; and
R² is a member selected from the group consisting of alkyl, heteroalkyl, aryl and arylalkyl.

27. A composition of claim 26, wherein Ar¹ is a heteroaryl group having from 1 to 3 nitrogen atoms as ring members.
28. A composition of claim 26, wherein X is a divalent linkage selected from the group consisting of -O-, -C(O)-, -N(R¹¹)-, -S- and a single bond, and R¹¹ is hydrogen or (C₁-C₈)alkyl.
29. A composition of claim 26, wherein Y is a divalent linkage selected from the group consisting of -N(R¹²)-S(O)₂-, -N(R¹²)-S(O)₂-N(R¹³)-, -S(O)₂- and -S(O)-; and R¹² and R¹³ are independently selected from the group consisting of hydrogen and (C₁-C₈)alkyl, and R² is a member selected from the group consisting of aryl and arylalkyl.
30. A composition of claim 26, wherein R¹ is selected from the group consisting of hydrogen, aryl, -CO₂R¹⁴, -C(O)NR¹⁵R¹⁶, -N(R¹⁴)-C(O)-R¹⁷, -N(R¹⁴)-C(O)-OR¹⁷ and -O-C(O)-R¹⁷; R¹⁴ is selected from the group consisting of alkyl and arylalkyl; R¹⁵ and R¹⁶ are independently selected from the group consisting of hydrogen and alkyl, or taken together with the nitrogen to which each is attached form a 5- or 6-membered ring; and R¹⁷ is selected from the group consisting of alkyl and arylalkyl.
31. A composition of claim 26, wherein Ar¹ is a mono- or bicyclic heteroaryl group having from 1 to 2 nitrogen atoms as ring members.
32. A composition of claim 31, wherein Ar¹ is substituted with from one to two substituents selected from the group consisting of halogen, -OCF₃, -OH, -O(C₁-C₆)alkyl, -CF₃, (C₁-C₈)alkyl and -NO₂.
33. A composition of claim 32, wherein Ar¹ is a monocyclic heteroaryl group having a single substituent selected from the group consisting of halogen, -OCF₃ and -CF₃.
34. A composition of claim 26, wherein said compound is represented by a formula selected from the group consisting of



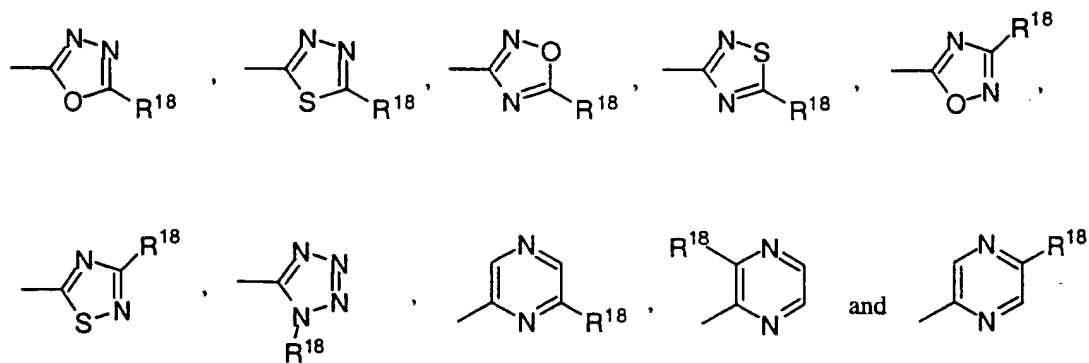
35. A composition of claim 34, wherein Ar¹ is a monocyclic heteroaryl group having from 1 to 2 nitrogen atoms as ring members and being mono-substituted by halogen or -CF₃.

36. A composition of claim 26, wherein X is a divalent linkage selected from the group consisting of -O-, -S-, -NH- and a single bond.

37. A composition of claim 26, wherein Y is a divalent linkage selected from the group consisting of -NH-S(O)₂- and -NH-S(O)₂-NH-; and R² is aryl..

38. A composition of claim 26, wherein R¹ is selected from the group consisting of -CO₂R¹⁴ and aryl having from 1 to 3 heteroatoms as ring members; and R¹⁴ is a (C₁-C₈)alkyl.

39. A composition of claim 38, wherein R¹ is an aryl group selected from



wherein

R¹⁸ is a member selected from the group consisting of hydrogen, (C₁-C₈)alkyl, unsubstituted aryl, -OR¹⁹, -SR¹⁹ and -NR²⁰R²¹,

wherein


R^{19} is H or (C_1-C_8) alkyl; and

R^{20} and R^{21} are independently selected from the group consisting of hydrogen and (C_1-C_8) alkyl, or together with the nitrogen atom to which each is attached, form a 5-, 6-, or 7-membered ring system.


40. A composition of claim 26, wherein R^2 is selected from the group consisting of substituted phenyl and substituted naphthyl, wherein the substituents number from one to three and are independently selected from the group consisting of halogen, $-OCF_3$, $-OH$, $-O(C_1-C_8)$ alkyl, $-CF_3$, (C_1-C_8) alkyl and $-NH_2$.

41. A composition of claim 26, wherein R^2 is a phenyl ring having from one to three halogen substituents.

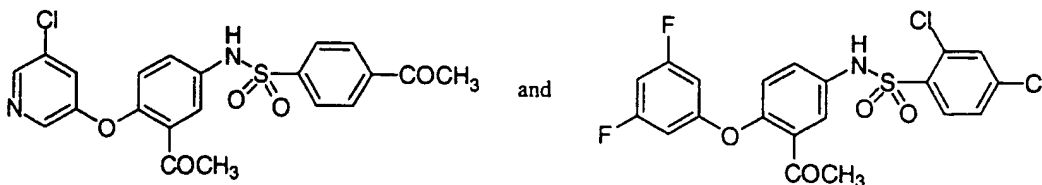
42. A composition of claim 26, said compound selected from the group consisting of



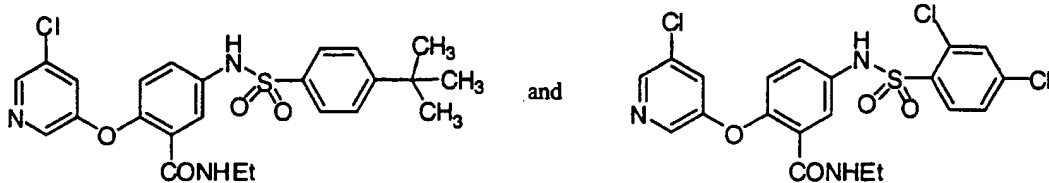
43. A composition of claim 26, said compound selected from the group consisting of



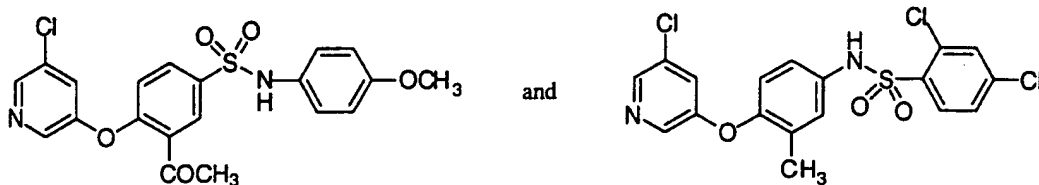
44. A composition of claim 26, said compound selected from the group consisting of



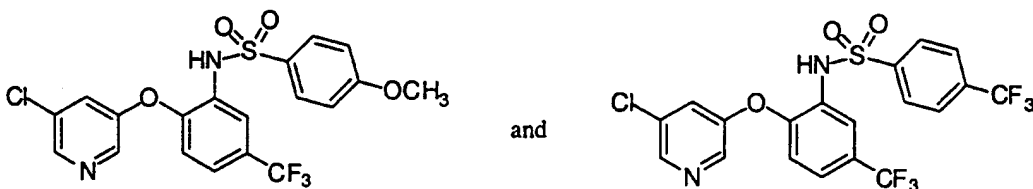
45. A composition of claim 26, said compound selected from the group consisting of



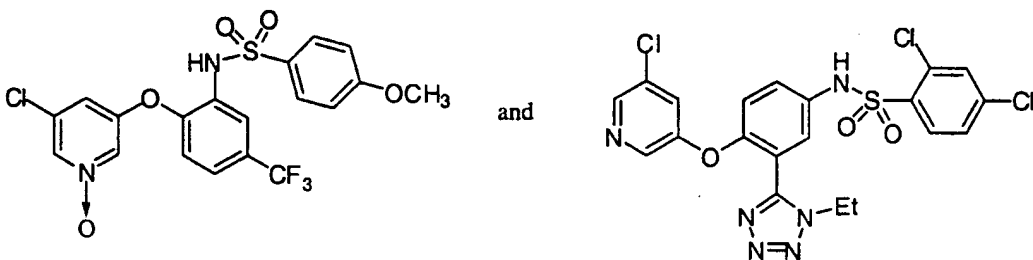
46. A composition of claim 26, said compound selected from the group consisting of



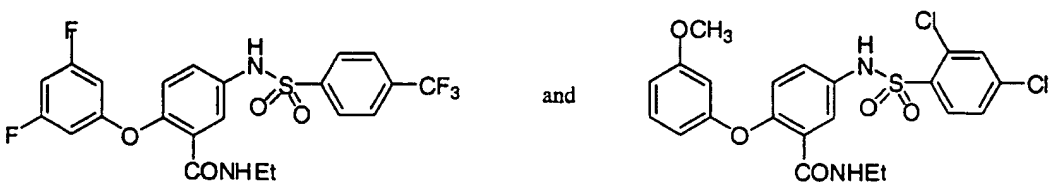
47. A composition of claim 26, said compound selected from the group consisting of



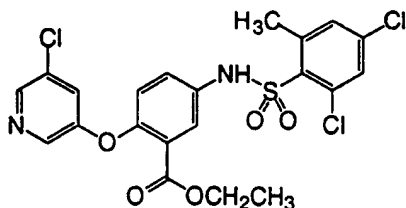
48. A composition of claim 26, said compound selected from the group consisting of



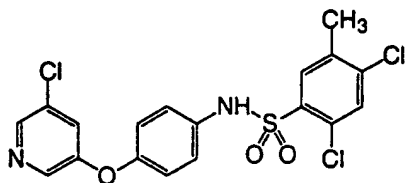
49. A composition of claim 26, said compound selected from the group consisting of



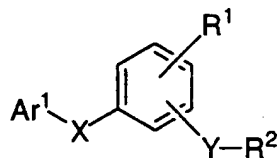
50. A composition of claim 26, said compound having the structure:



51. A composition of claim 26, said compound having the structure:



52. A method for modulating conditions associated with metabolic or inflammatory disorders in a host, said method comprising administering to said host an efficacious amount of a compound having the formula:



wherein

Ar¹ is an aryl group;

X is a divalent linkage selected from the group consisting of (C₁-C₆)alkylene, (C₁-C₆)alkylenoxy, -O-, -C(O)-, -N(R¹¹)-, -N(R¹¹)C(O)-, -S(O)_k- and a single bond,

wherein

R¹¹ is a member selected from the group consisting of hydrogen, alkyl, heteroalkyl and arylalkyl; and the subscript k is an integer of from 0 to 2;

Y is a divalent linkage selected from the group consisting of alkylene, -O-, -C(O)-, -N(R¹²)-S(O)_m-, -N(R¹²)-S(O)_m-N(R¹³)-, -N(R¹²)C(O)-, -S(O)_n- and a single bond,

wherein

R¹² and R¹³ are members independently selected from the group consisting of hydrogen, alkyl, heteroalkyl and arylalkyl; and the subscripts m and n are independently integers of from 0 to 2;

R¹ is a member selected from the group consisting of hydrogen, alkyl, heteroalkyl, aryl, arylalkyl, -C(O)R¹⁴, -CO₂R¹⁴, -C(O)NR¹⁵R¹⁶, -S(O)_p-R¹⁴,

$-\text{S}(\text{O})_q-\text{NR}^{15}\text{R}^{16}$, $-\text{O}-\text{C}(\text{O})-\text{OR}^{17}$, $-\text{O}-\text{C}(\text{O})-\text{R}^{17}$, $-\text{O}-\text{C}(\text{O})-\text{NR}^{15}\text{R}^{16}$,
 $-\text{N}(\text{R}^{14})-\text{C}(\text{O})-\text{NR}^{15}\text{R}^{16}$, $-\text{N}(\text{R}^{14})-\text{C}(\text{O})-\text{R}^{17}$ and $-\text{N}(\text{R}^{14})-\text{C}(\text{O})-\text{OR}^{17}$;

wherein

R^{14} is a member selected from the group consisting of hydrogen, alkyl, heteroalkyl, aryl and arylalkyl;

R^{15} and R^{16} are members independently selected from the group consisting of hydrogen, alkyl, heteroalkyl, aryl, and arylalkyl, or taken together with the nitrogen to which each is attached form a 5-, 6- or 7-membered ring;

R^{17} is a member selected from the group consisting of alkyl, heteroalkyl, aryl and arylalkyl;

the subscript p is an integer of from 0 to 3; and

the subscript q is an integer of from 1 to 2; and

R^2 is a member selected from the group consisting of alkyl, heteroalkyl, aryl and arylalkyl.

53. A method in accordance with claim 52, wherein Ar^1 is a heteroaryl group having from 1 to 3 nitrogen atoms as ring members.

54. A method in accordance with claim 52, wherein X is a divalent linkage selected from the group consisting of $-\text{O}-$, $-\text{C}(\text{O})-$, $-\text{N}(\text{R}^{11})-$, $-\text{S}-$ and a single bond, and R^{11} is hydrogen or (C_1-C_8) alkyl.

55. A method in accordance with claim 52, wherein Y is a divalent linkage selected from the group consisting of $-\text{N}(\text{R}^{12})-\text{S}(\text{O})_2-$, $-\text{N}(\text{R}^{12})-\text{S}(\text{O})_2-\text{N}(\text{R}^{13})-$, $-\text{S}(\text{O})_2-$ and $-\text{S}(\text{O})-$; and R^{12} and R^{13} are independently selected from the group consisting of hydrogen and (C_1-C_8) alkyl, and R^2 is a member selected from the group consisting of aryl and arylalkyl.

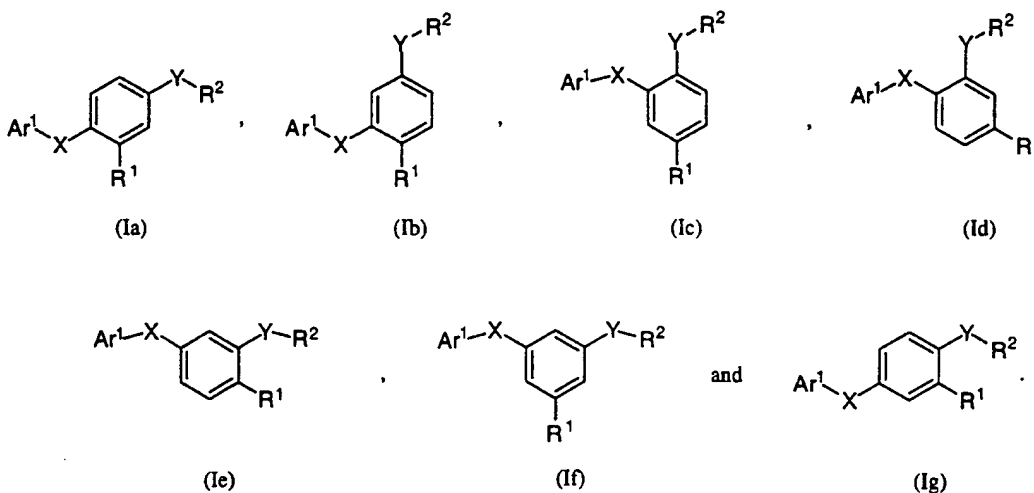
56. A method in accordance with claim 52, wherein R^1 is selected from the group consisting of hydrogen, aryl, $-\text{CO}_2\text{R}^{14}$, $-\text{C}(\text{O})\text{NR}^{15}\text{R}^{16}$, $-\text{N}(\text{R}^{14})-\text{C}(\text{O})-\text{R}^{17}$, $-\text{N}(\text{R}^{14})-\text{C}(\text{O})-\text{OR}^{17}$ and $-\text{O}-\text{C}(\text{O})-\text{R}^{17}$; R^{14} is selected from the group consisting of alkyl and arylalkyl; R^{15} and R^{16} are independently selected from the group consisting of hydrogen and alkyl, or taken together with the nitrogen to which each is attached form a 5- or 6-membered ring; and R^{17} is selected from the group consisting of alkyl and arylalkyl.

57. A method in accordance with claim 52, wherein Ar^1 is a mono- or bicyclic heteroaryl group having from 1 to 2 nitrogen atoms as ring members.

58. A method in accordance with claim 57, wherein Ar^1 is substituted with from one to two substituents selected from the group consisting of halogen, $-\text{OCF}_3$, $-\text{OH}$, $-\text{O}(\text{C}_1\text{-C}_6)\text{alkyl}$, $-\text{CF}_3$, $(\text{C}_1\text{-C}_3)\text{alkyl}$ and $-\text{NO}_2$.

59. A method in accordance with claim 58, wherein Ar^1 is a monocyclic heteroaryl group having a single substituent selected from the group consisting of halogen, $-\text{OCF}_3$ and $-\text{CF}_3$.

60. A method in accordance with claim 52, wherein said compound is represented by a formula selected from the group consisting of



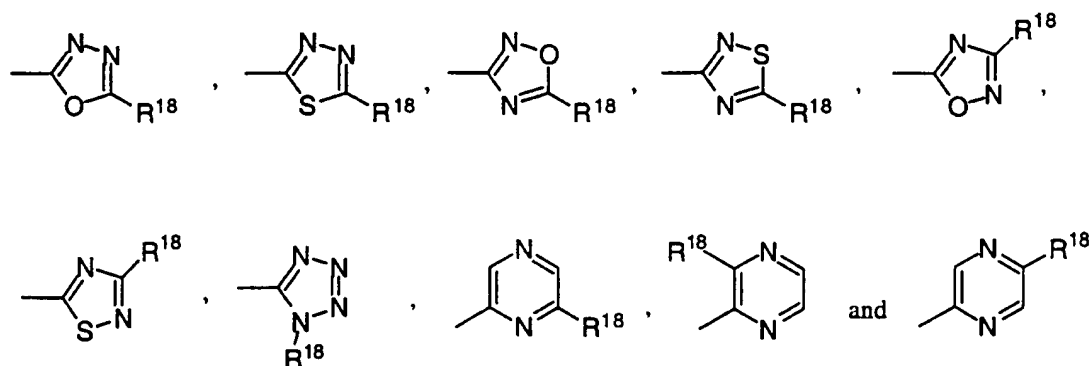
61. A method in accordance with claim 60, wherein Ar^1 is a monocyclic heteroaryl group having from 1 to 2 nitrogen atoms as ring members and being mono-substituted by halogen, $-\text{OCF}_3$ or $-\text{CF}_3$.

62. A method in accordance with claim 52, wherein X is a divalent linkage selected from the group consisting of $-\text{O}-$, $-\text{S}-$, $-\text{NH}-$ and a single bond.

63. A method in accordance with claim 52, wherein Y is a divalent linkage selected from the group consisting of $-\text{NH-S(O)}_2-$ and $-\text{NH-S(O)}_2\text{-NH}-$; and R^2 is aryl.

64. A method in accordance with claim 52, wherein R^1 is selected from the group consisting of $-\text{CO}_2\text{R}^{14}$ and aryl having from 1 to 3 heteroatoms as ring members; and R^{14} is a $(\text{C}_1\text{-C}_8)\text{alkyl}$.

65. A method in accordance with claim 64, wherein R^1 is an aryl group selected from



wherein

R¹⁸ is a member selected from the group consisting of hydrogen, (C₁-C₈)alkyl, unsubstituted aryl, -OR¹⁹, -SR¹⁹ and -NR²⁰R²¹,

wherein


R¹⁹ is H or (C₁-C₈)alkyl; and

R²⁰ and R²¹ are independently selected from the group consisting of hydrogen and (C₁-C₈)alkyl, or together with the nitrogen atom to which each is attached, form a 5-, 6-, or 7-membered ring system.

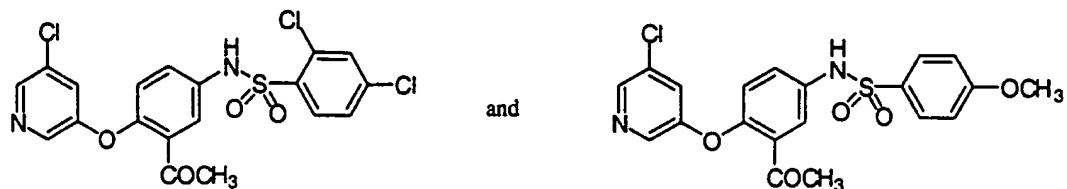
66. A method in accordance with claim 52, wherein R² is selected from the group consisting of substituted phenyl and substituted naphthyl, wherein the substituents number from one to three and are independently selected from the group consisting of halogen, -OCF₃, -OH, -O(C₁-C₈)alkyl, -CF₃, (C₁-C₈)alkyl and -NH₂.

67. A method in accordance with claim 52, wherein R² is a phenyl ring having from one to three halogen substituents.

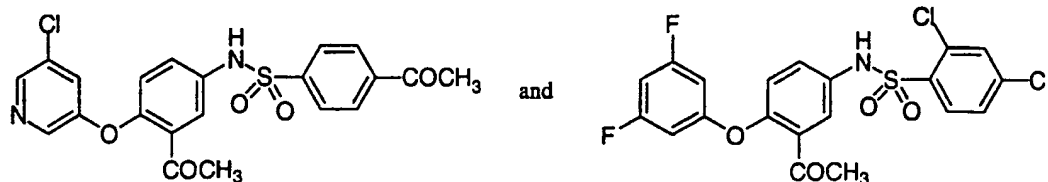
68. A method in accordance with claim 52, said compound selected from the group consisting of



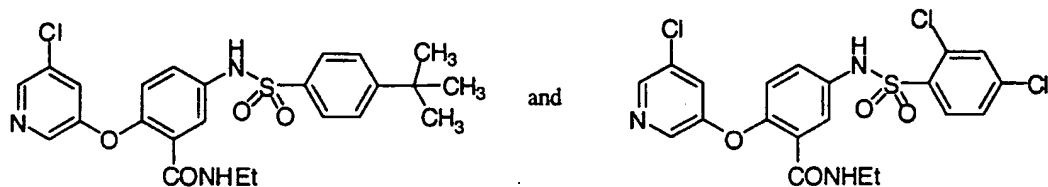
69. A method in accordance with claim 52, said compound selected from the group consisting of



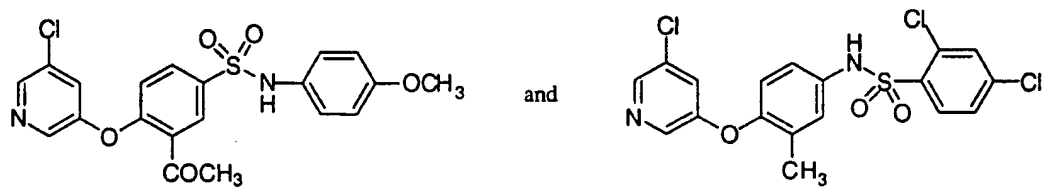
70. A method in accordance with claim 52, said compound selected from the group consisting of



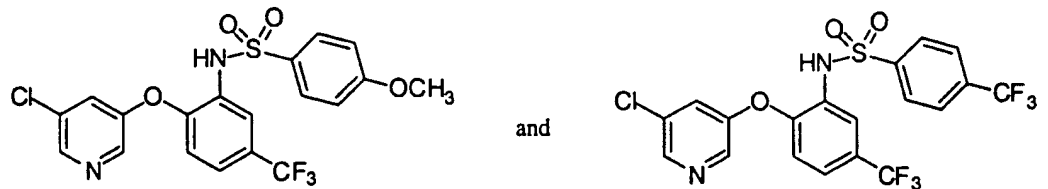
71. A method in accordance with claim 52, said compound selected from the group consisting of



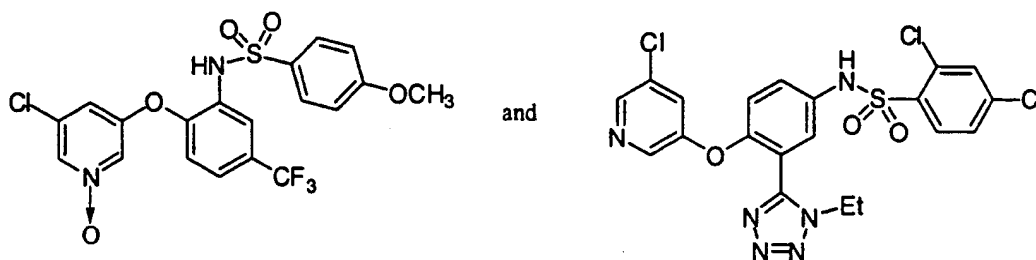
72. A method in accordance with claim 52, said compound selected from the group consisting of



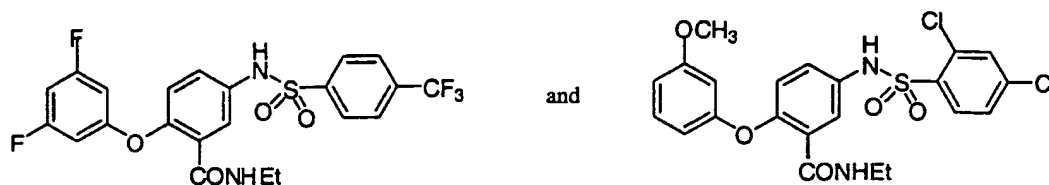
73. A method in accordance with claim 52, said compound selected from the group consisting of



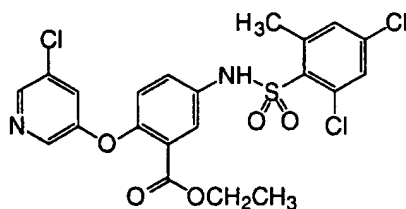
74. A method in accordance with claim 52, said compound selected from the group consisting of



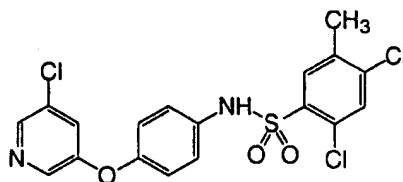
75. A method in accordance with claim 52, said compound selected from the group consisting of



76. A method in accordance with claim 52, said compound having the formula:



77. A method in accordance with claim 52, said compound having the formula:



78. A method in accordance with claim 52, wherein said host is a mammal selected from the group consisting of humans, dogs, monkeys, mice, rats, horses and cats.

79. A method in accordance with claim 52, wherein said administering is oral.

80. A method in accordance with claim 52, wherein said administering is topical.

81. A method in accordance with claim 52, wherein said administering is prophylactic to prevent the onset of a PPAR γ -mediated condition.

- 82.** A method in accordance with claim **52**, wherein said disorders are selected from the group consisting of NIDDM, obesity and inflammatory conditions.
- 83.** A method in accordance with claim **52**, wherein said administering is parenteral.
- 84.** A method in accordance with claim **52**, wherein said metabolic disorders are mediated by PPAR γ .

Figure 1

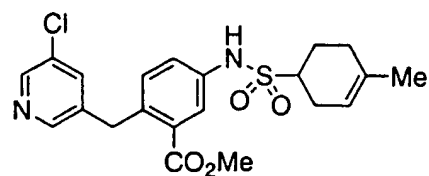
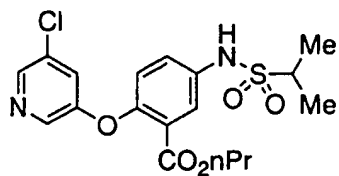
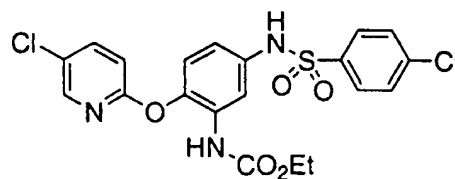
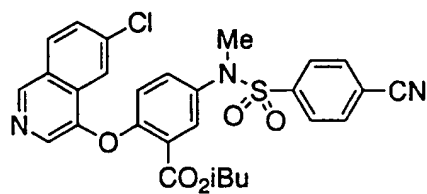
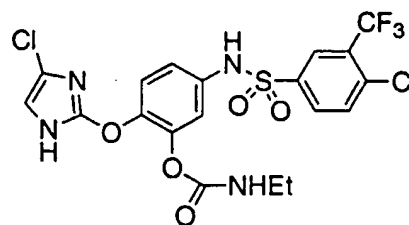
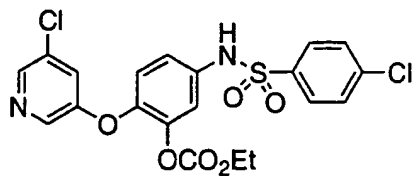
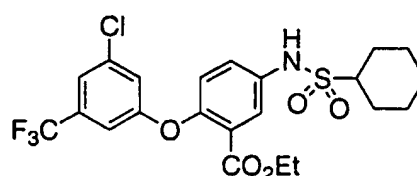
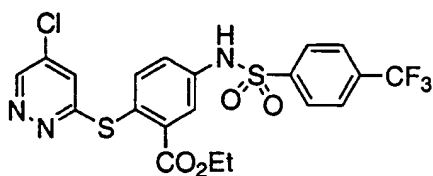
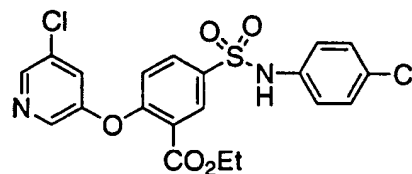
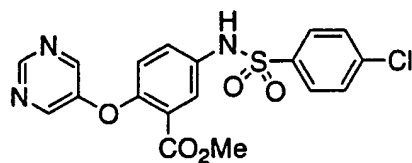
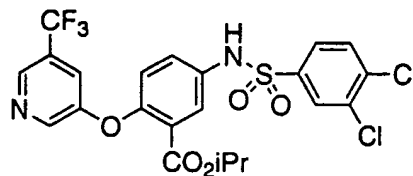
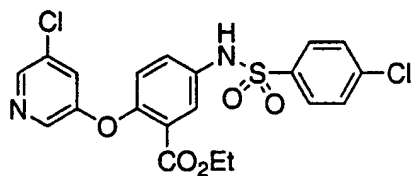


Figure 2

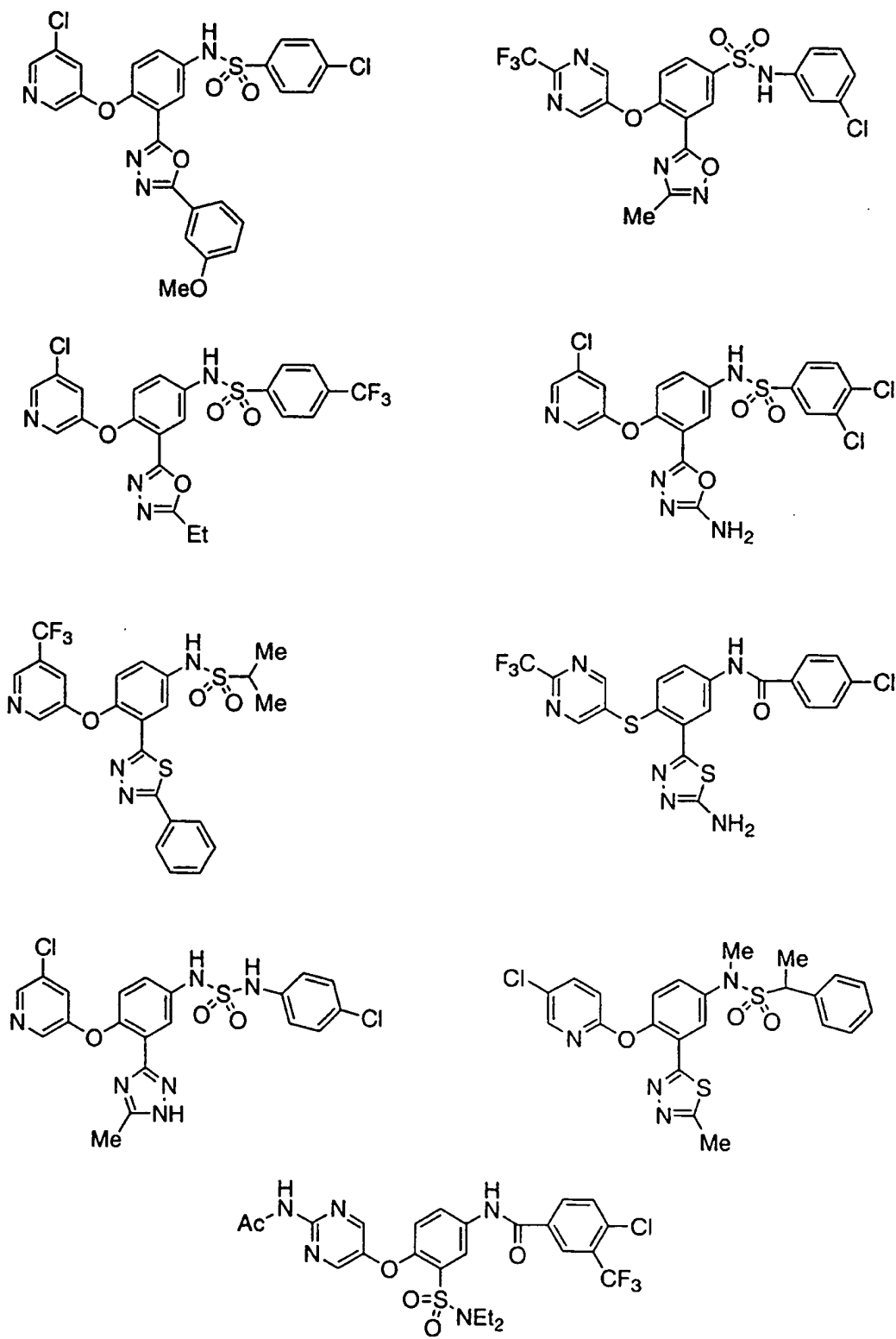


Figure 3

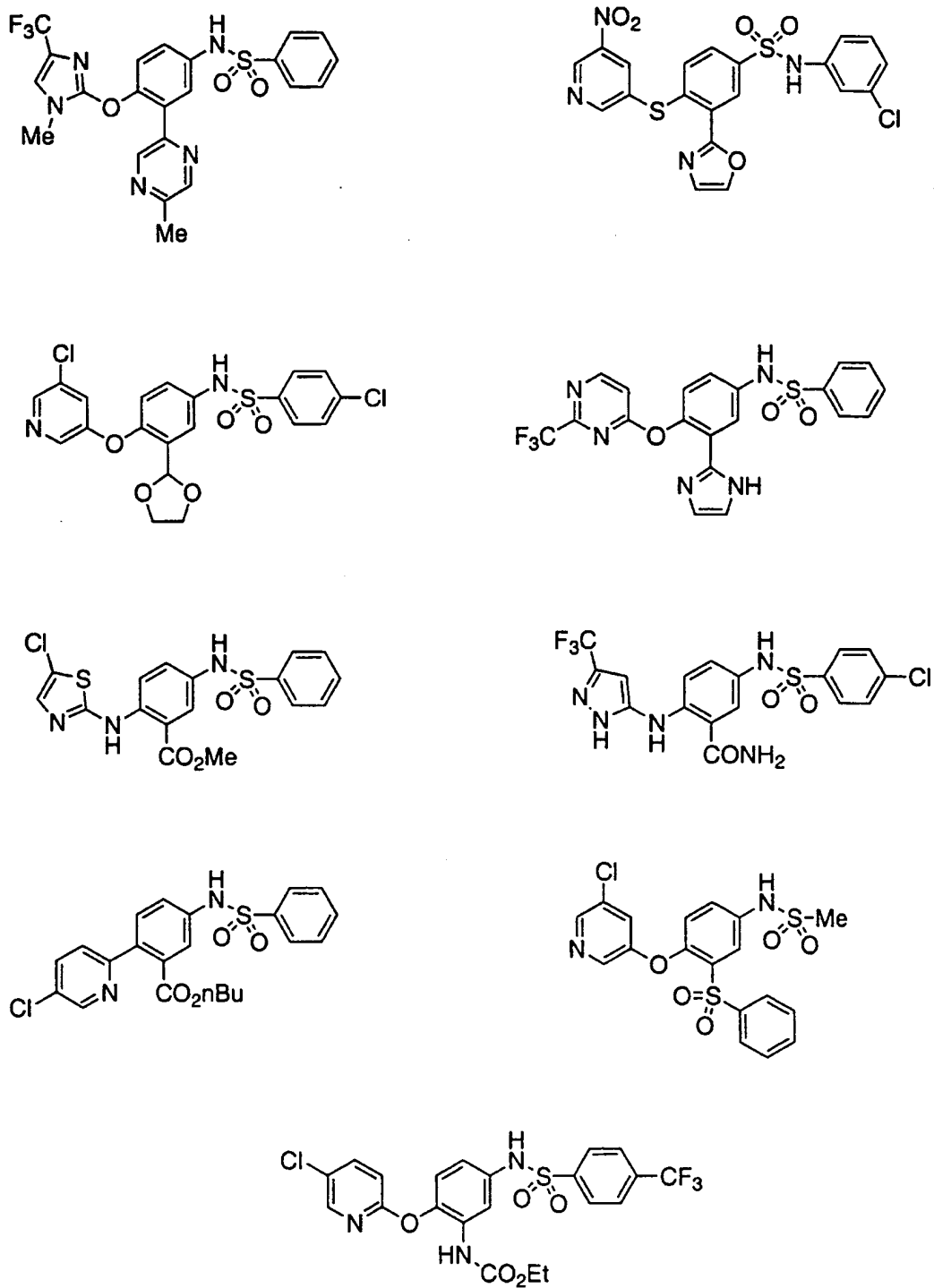
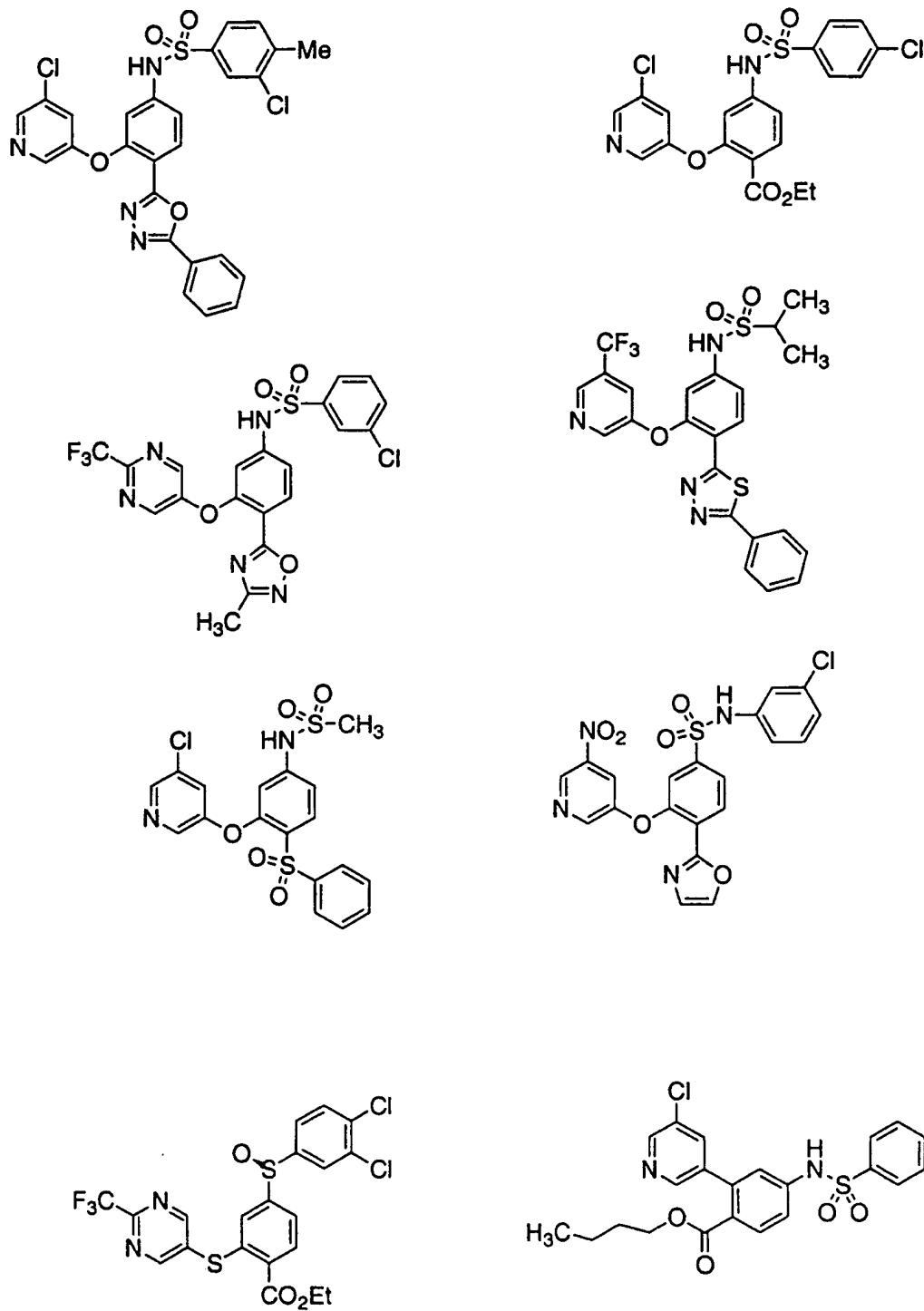


Figure 4



INTERNATIONAL SEARCH REPORT

International Application No PCT/US 99/01147
--

A. CLASSIFICATION OF SUBJECT MATTER
 IPC 6 C07D213/65 A61K31/435 C07D239/34 C07D213/643 C07D233/70
 C07D413/12

According to International Patent Classification (IPC) or to both national classification and IPC

B. FIELDS SEARCHED

Minimum documentation searched (classification system followed by classification symbols)
 IPC 6 C07D A61K

Documentation searched other than minimum documentation to the extent that such documents are included in the fields searched

Electronic data base consulted during the international search (name of data base and, where practical, search terms used)

C. DOCUMENTS CONSIDERED TO BE RELEVANT

Category *	Citation of document, with indication, where appropriate, of the relevant passages	Relevant to claim No.
X	WO 97 30677 A (TULARIK INC) 28 August 1997 see the whole document ---	1-51
X	WO 95 01326 A (WELLCOME FOUND ;ARROWSMITH RICHARD JAMES (GB); DANN JOHN GORDON (G) 12 January 1995 see the whole document ---	1-51
Y	WO 97 31907 A (GLAXO GROUP LTD ;WILLSON TIMOTHY MARK (US); MOOK ROBERT ANTHONY JR) 4 September 1997 see the whole document ---	1-51
Y	WO 97 36579 A (GLAXO GROUP LTD ;WILLSON TIMOTHY MARK (US)) 9 October 1997 see the whole document ---	1-51
-/--		

Further documents are listed in the continuation of box C.

Patent family members are listed in annex.

* Special categories of cited documents :

- *A* document defining the general state of the art which is not considered to be of particular relevance
- *E* earlier document but published on or after the international filing date
- *L* document which may throw doubts on priority claim(s) or which is cited to establish the publication date of another citation or other special reason (as specified)
- *O* document referring to an oral disclosure, use, exhibition or other means
- *P* document published prior to the international filing date but later than the priority date claimed

- *T* later document published after the international filing date or priority date and not in conflict with the application but cited to understand the principle or theory underlying the invention
- *X* document of particular relevance; the claimed invention cannot be considered novel or cannot be considered to involve an inventive step when the document is taken alone
- *Y* document of particular relevance; the claimed invention cannot be considered to involve an inventive step when the document is combined with one or more other such documents, such combination being obvious to a person skilled in the art.
- *Z* document member of the same patent family

Date of the actual completion of the international search

27 April 1999

Date of mailing of the international search report

07. 05. 99

Name and mailing address of the ISA

European Patent Office, P.B. 5818 Patentlaan 2
 NL - 2280 HV Rijswijk
 Tel. (+31-70) 340-2040, Tx. 31 651 epo ni,
 Fax: (+31-70) 340-3016

Authorized officer

Lauro, P

INTERNATIONAL SEARCH REPORT

International Application No
PCT/US 99/01147

C.(Continuation) DOCUMENTS CONSIDERED TO BE RELEVANT		
Category *	Citation of document, with indication, where appropriate, of the relevant passages	Relevant to claim No.
X	WO 97 00857 A (NAKAGAWA HIROHUMI ;GOTODA SATOSHI (JP); MURAI KEIZABURO (JP); TAKA) 9 January 1997 & EP 0 778 267 A see the whole document ---	1-25
X	DE 36 32 329 A (BAYER AG) 31 March 1988 see the whole document ---	1-51
X	US 5 514 696 A (MURUGESAN NATESAN ET AL) 7 May 1996 see the whole document ---	1-51
X	CHEMICAL ABSTRACTS, vol. 67, no. 9, 28 August 1967 Columbus, Ohio, US; abstract no. 43516y, page 4076; XP002099084 & I. BADILESCU: "Synthesis of some N-aryl- and N,N-dialkyl-p-chloro-benzenesulfonamides" REV. CHIM., vol. 17, no. 11, 1966, pages 705-6, see abstract ---	1-25
X	CH 592 411 A (CIBA GEIGY AG) 31 October 1977 see the whole document ---	1-25
X	US 5 444 036 A (IWASAKI AKIKO ET AL) 22 August 1995 * see compounds of formula (III) * -----	1-25

INTERNATIONAL SEARCH REPORT

International application No.
PCT/US 99/01147

Box I Observations where certain claims were found unsearchable (Continuation of item 1 of first sheet)

This International Search Report has not been established in respect of certain claims under Article 17(2)(a) for the following reasons:

1. Claims Nos.:
because they relate to subject matter not required to be searched by this Authority, namely:

Although claims 52-84 are directed to a method of treatment of the human/animal body, the search has been carried out and based on the alleged effects of the compound/composition.
2. Claims Nos.: -
because they relate to parts of the International Application that do not comply with the prescribed requirements to such an extent that no meaningful International Search can be carried out, specifically:

The number of theoretically conceivable compounds resulting from the combination of all claimed substituents precludes a comprehensive search of the claims 1 to 51. The search has been based on the examples.
3. Claims Nos.:
because they are dependent claims and are not drafted in accordance with the second and third sentences of Rule 6.4(a).

Box II Observations where unity of invention is lacking (Continuation of item 2 of first sheet)

This international Searching Authority found multiple inventions in this international application, as follows:

1. As all required additional search fees were timely paid by the applicant, this International Search Report covers all searchable claims.
2. As all searchable claims could be searched without effort justifying an additional fee, this Authority did not invite payment of any additional fee.
3. As only some of the required additional search fees were timely paid by the applicant, this International Search Report covers only those claims for which fees were paid, specifically claims Nos.:
4. No required additional search fees were timely paid by the applicant. Consequently, this International Search Report is restricted to the invention first mentioned in the claims; it is covered by claims Nos.:

Remark on Protest

- The additional search fees were accompanied by the applicant's protest.
- No protest accompanied the payment of additional search fees.

INTERNATIONAL SEARCH REPORT

Information on patent family members

International Application No

PCT/US 99/01147

Patent document cited in search report	A	Publication date	Patent family member(s)	Publication date
WO 9730677	A	28-08-1997	AU 1973997	10-09-1997
			EP 0896533	17-02-1999
			US 5880151	09-03-1999

WO 9501326	A	12-01-1995	AU 7006094	24-01-1995
			EP 0706508	17-04-1996
			HU 73813	30-09-1996
			JP 8512046	17-12-1996
			US 5776951	07-07-1998
			ZA 9404688	29-12-1995

WO 9731907	A	04-09-1997	AU 2093597	16-09-1997
			CA 2247443	04-09-1997
			CZ 9802750	13-01-1999
			EP 0888317	07-01-1999
			HR 970110	30-04-1998
			NO 983940	27-10-1998

WO 9736579	A	09-10-1997	AU 2506197	22-10-1997

WO 9700857	A	09-01-1997	EP 0778267	11-06-1997
			JP 9227501	02-09-1997

DE 3632329	A	31-03-1988	AT 61357	15-03-1991
			EP 0261539	30-03-1988
			JP 63093765	25-04-1988
			US 5093340	03-03-1992
			US 5070096	03-12-1991
			US 5202336	13-04-1993

US 5514696	A	07-05-1996	AT 149155	15-03-1997
			AU 3838293	11-11-1993
			CA 2095174	07-11-1993
			CN 1084515	30-03-1994
			CY 2016	20-02-1998
			DE 69308229	03-04-1997
			DE 69308229	17-07-1997
			DK 569193	17-03-1997
			EP 0569193	10-11-1993
			ES 2100459	16-06-1997
			FI 932052	07-11-1993
			GR 3023421	29-08-1997
			HK 98197	08-08-1997
			HU 65751	28-07-1994
			IL 105481	05-12-1996
			JP 6049046	22-02-1994
			MX 9302618	31-05-1994
			NO 303065	25-05-1998
			NZ 247440	27-04-1995
			PL 298828	27-12-1993
ZA 9302914	12-11-1993			

CH 592411	A	31-10-1977	DE 2516331	06-11-1975

US 5444036	A	22-08-1995	JP 6199047	19-07-1994
			DE 69402579	22-05-1997
			DE 69402579	27-11-1997
			EP 0610653	17-08-1994